

CL3650U/S



FEATURES

- Legacy product image shown; actual product varies slightly.
- Split Climate™ intelligent cooling system revolutionizes Sub-Zero's already-superior preservation capabilities, keeping food even fresher for longer
- ClearSight™ LED lighting system fully illuminates the interior and reduces shadows
- Sleek stainless accents trim the interior, matching the sophistication of the exterior
- Touch control panel is conveniently located for easy access at the tap of a finger
- Night Mode optimizes the interior lighting based on the detected ambient light, reducing the brightness by 90% in dim environments
- Lift the base of the flip-up dairy compartment to store taller items on the shelf below
- The base of the expandable freezer basket conveniently slides out of the way, offering customizable storage for taller items below
- Filtered ice is ready on demand; activate Max Ice Mode to temporarily increase ice production
- Wi-Fi enabled for convenient remote access using the Sub-Zero Group Owner's App
- Stainless-steel exterior and tubular or pro handles to match other Sub-Zero, Wolf, and Cove products
- Sub-Zero offers an industry-leading full two-year warranty on appliances, along with a full five-year sealed system warranty


ACCESSORIES

- 90° Door Stop
- Air Purification Cartridge
- Dual Installation Kit
- Egg Container
- Stainless Steel Flush Inset Grille Panel
- Water Filter
- Dual Installation Kit with Dual Wide Grille
- Stainless Steel Kickplate

Accessories are available through an authorized dealer. For local dealer information, visit subzero-wolf.com/locator.



HANDLE OPTIONS



PRODUCT DETAILS

REFRIGERATOR

- 4 glass refrigerator shelves (3 adjustable; 1 stationary)
- 2 crisper drawers with removable dividers
- 3 refrigerator door bins (2 adjustable; 1 stationary)
- 1 flip-up dairy compartment
- Air purification system
- LED refrigerator and freezer lights

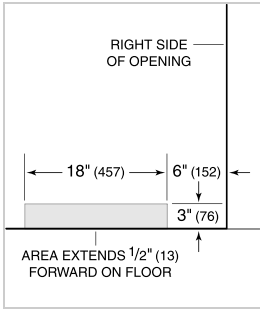
FREEZER

- Full-extension drawer
- Water filtration system
- Automatic ice maker with removable ice container

PRODUCT SPECIFICATIONS

Model	CL3650U/S
Dimensions	36"W x 84"H x 24"D
Refrigerator Capacity	15.5 cu. ft.
Freezer Capacity	5.2 cu. ft.
Weight	547 lbs
Plumbing Supply	1/4" OD copper, braided stainless steel or PEX tubing
Plumbing Pressure	35–120 psi
Receptacle	3-prong grounding-type

PLUMBING



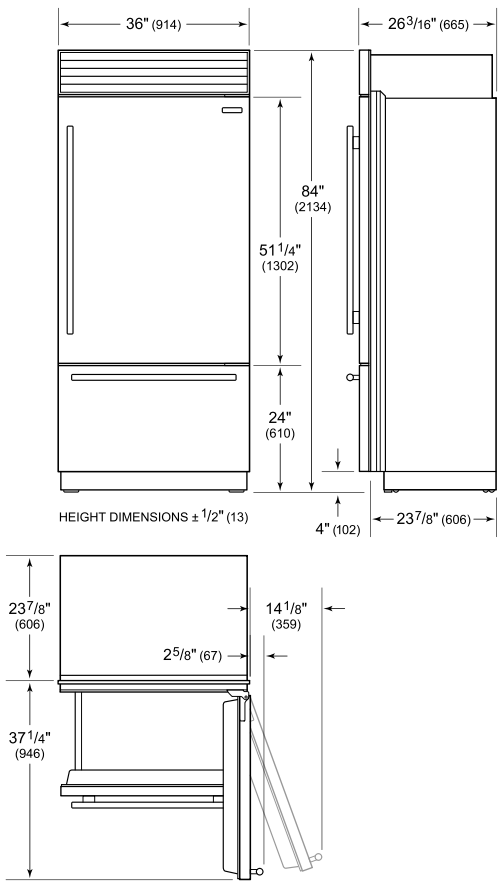
NOTE: Dimensions in parenthesis are in millimeters unless otherwise specified

INTERIOR VIEW

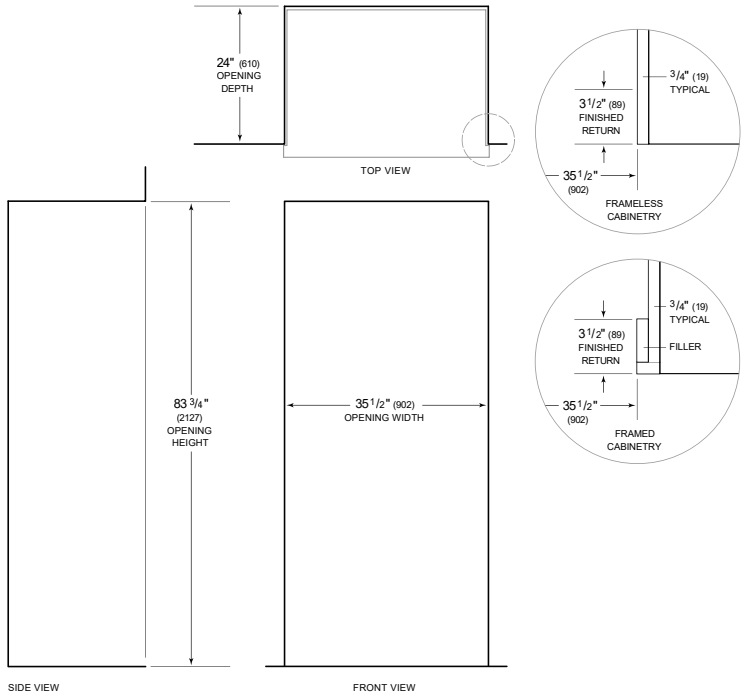


This illustration is intended for interior reference only and may not represent the exterior of the model being specified.

DIMENSIONS



STANDARD INSTALLATION



NOTE: 3 1/2" (89) finished returns will be visible and should be finished to match cabinetry. Shaded line represents profile of unit.