

DEU2450W




FEATURES

- Fully customizable exterior—accepts custom panels for an integrated look within cabinetry or stainless-steel accessory panels and handles to coordinate with other Sub-Zero, Wolf, and Cove appliances
- Seamlessly integrating anywhere, undercounter wine storage adds comfort to your master suite, creates a corner for libations in the study—the options are endless
- 42-bottle capacity
- Intuitive, touch control panel provides ergonomic, convenient access to settings
- Store reds and whites in separate temperature zones that keep wines at proper serving temperatures, within one degree of setpoint
- Full-extension wine racks provide easy access to standard-size bottles, half bottles, and magnums without agitating others
- Dual evaporators maintain constant, moderate humidity so corks do not dry out
- UV-resistant glass door shields wine from harmful light
- Soft-on LED lighting fully illuminates the interior when the door is open and can be adjusted to four unique stand-by accent lighting settings
- Inventory tile system aids collection organization
- Use our convenient Owner's App to remotely control temperature zones, be notified of a door left ajar, or receive remote diagnostics
- ACCESSORIES
- 60" Stainless Steel Kickplate
- Custom Panel Lock Kit
- Dual Install Kit - Handle-to-Drawer
- Dual Install Kit - Handle-to-Handle
- Pro Handle
- Tubular Handle
- Wine Inventory Tiles
- Wine Inventory Tiles - Writable
- Stainless Steel Glass Door Panels
- Undercounter Solid Overlay Door
- Stainless Steel Dual Kickplates
- Accessories are available through an authorized dealer.
For local dealer information, visit subzero-wolf.com/locator.



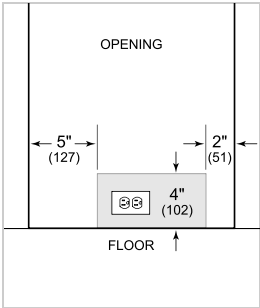
HANDLE ACCESSORIES



PRODUCT SPECIFICATIONS

Model	DEU2450W
Dimensions	24"W x 34 1/2"H x 23 1/8"D
Weight	176 lbs
Electrical Supply	115 VAC, 60 Hz
Electrical Service	15 amp dedicated circuit
Wine Storage Capacity	42 Bottles

ELECTRICAL




NOTE: The electrical outlet must be positioned with the grounding prong to the right of the thinner blades.

PANEL SPECIFICATIONS For complete panels specifications including width/height, weight requirements and thickness requirements visit subzero-wolf.com/reveal.

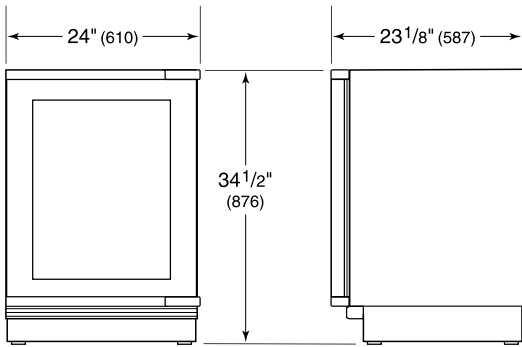
NOTE: Dimensions in parenthesis are in millimeters unless otherwise specified

INTERIOR VIEW

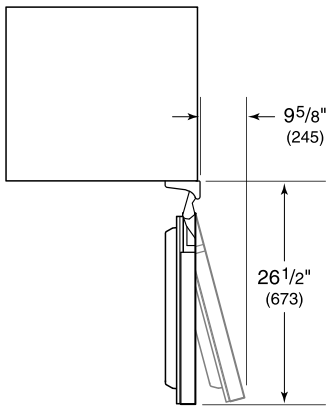


This illustration is intended for interior reference only and may not represent the exterior of the model being specified.

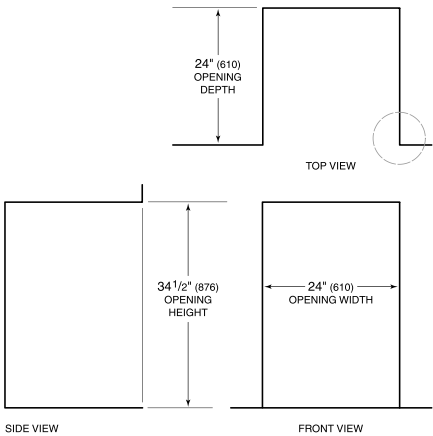
DIMENSIONS



HEIGHT DIMENSIONS $\pm 1/2"$ (13)



STANDARD INSTALLATION



NOTE: 3 1/2" (89) finished returns will be visible and should be finished to match cabinetry.

