



CSO3050CM/B/T

FEATURES

- The elegant, modern aesthetics pair perfectly with a full suite of similarly styled Sub-Zero, Wolf, and Cove appliances
- Plumbed and non-plumbed options for maximum installation flexibility
- Full-color touchscreen simplifies use
- The door opens and closes quietly for an elevated experience
- Save up to 50 personalized recipe presets for quick access to your favorite go-to meals
- Cooking modes include Steam, Convection, Broil, Slow Roast
- Oven features a 1750-watt recessed broil element with multiple settings
- 2.4 cubic-foot oven cavity allows multiple dishes to be placed side by side at once
- 1889-watt dual convection system ensures even, multi-rack baking and consistent results
- Three full-extension rack positions and one standard position allow easy access and increased cooking flexibility
- 40-fluid ounce (1.2-liter) tank holds enough water for 2 hours of uninterrupted steam cooking
- The temperature probe alerts you when your dish has reached the desired temperature

ACCESSORIES

- Broiler Rack
- Descaling Solution
- Enameled Broil Pan
- Perforated Pan - 12 3/4" x 1 1/2" x 7"
- Perforated Pan - 24 3/4" x 1 3/8" x 14 1/2"
- Solid Pan - 12 3/4" x 1 1/2" x 7"
- Solid Pan - 24 3/4" x 1 3/8" x 14 1/2"
- Standard Oven Rack
- Temperature Probe

Accessories available through an authorized dealer.
For local dealer information, visit subzero-wolf.com/locator.

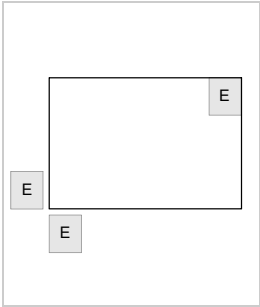




PRODUCT SPECIFICATIONS

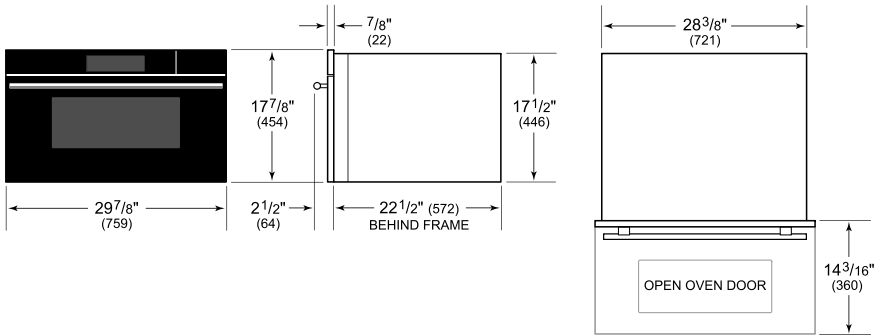
Model	CSO3050CM/B/T
Dimensions	29 7/8"W x 17 7/8"H x 22 1/2"D
Oven Interior Dimensions	25 1/4"W x 10 3/4"H x 15 1/8"D
Overall Capacity	2.4 cu. ft.
Usable Capacity	1.8 cu. ft.
Door Clearance	14 3/16"
Weight	91 lbs
Electrical Supply	240/208 VAC, 60 Hz
Electrical Service	20 amp dedicated circuit
Conduit Length	4 Feet

ELECTRICAL

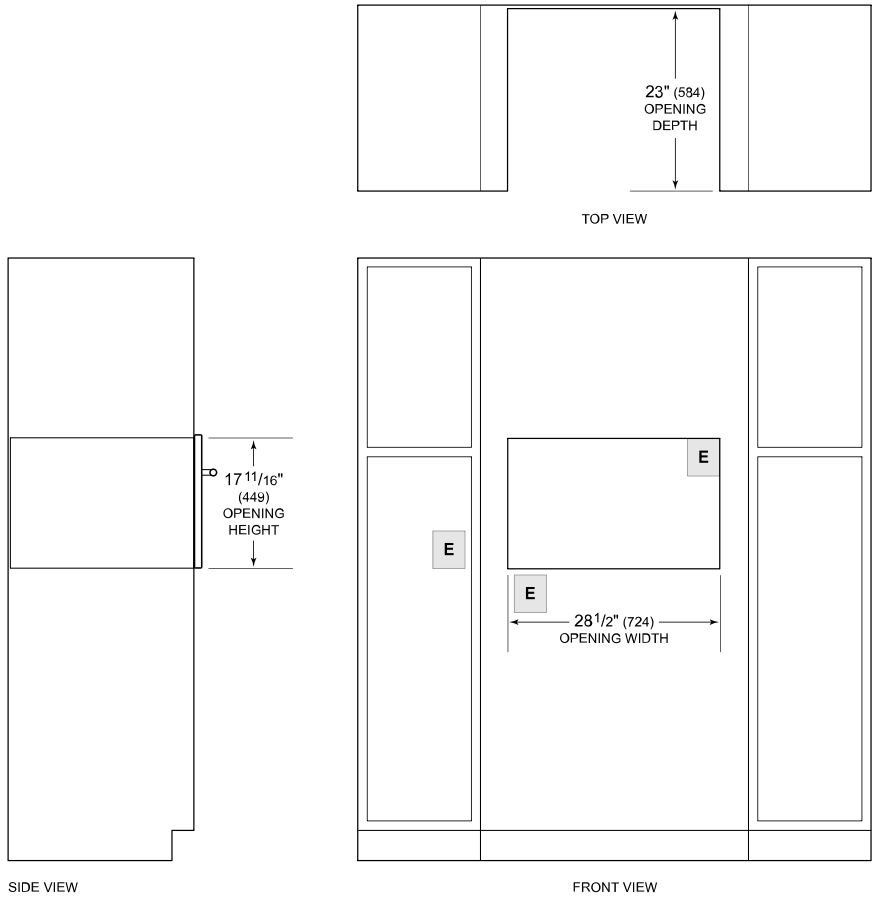


NOTE: Dimensions in parenthesis are in millimeters unless otherwise specified

DIMENSIONS



STANDARD INSTALLATION



NOTE: Location of electrical supply within opening may require additional cabinet depth.