

48" SEALED BURNER RANGETOP - 6 BURNERS AND INFRARED
CHARBROILER



SRT486C



FEATURES

- Maintain control with six dual-stacked burners that go from 20,000 Btu down to a mere breath of flame
- Simmer and melt sauces, soups, and marinades easily with the lower tier of the dual-stacked burner
- Match other Sub-Zero, Wolf, and Cove products with heavy-gauge stainless steel and signature red infinite control knobs
- Sear with a 16,000 Btu infrared charbroiler
- Cleanup is a snap as sealed, seamless burner pans contain splashes and spills
- Move pots and pans effortlessly across the continuous cast-iron grates
- Reignites flame automatically with spark ignition system

ACCESSORIES

- 2-Burner Wok Grate
- 48" and 60" Brass Bezels
- 48" and 60" Chrome Bezels
- 48" and 60" Stainless Bezels
- Filler Trim
- High altitude conversion kits available
- 5" and 10" stainless steel risers, and 20" riser with shelf
- Signature red, black or stainless steel control knobs


Accessories available through an authorized dealer.
For local dealer information, visit subzero-wolf.com/locator.



KNOB OPTIONS



TOP CONFIGURATION



RANGETOP SPECIFICATIONS

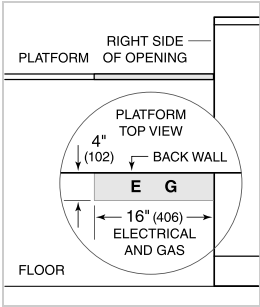
- Stainless-steel island trim (included)
- Stainless-steel bezels
- 1 - 9,200 Btu burner
- 2 - 15,000 Btu burners
- 2 - 18,000 Btu burners
- 1 - 20,000 Btu burner
- 1 - Infared 16,000 Btu charbroiler



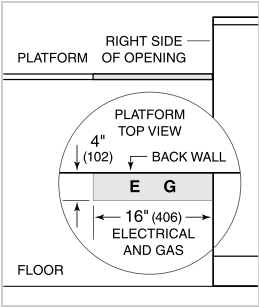
PRODUCT SPECIFICATIONS

Model	SRT486C
Dimensions	47 7/8"W x 8 1/2"H x 28 1/2"D
Electrical Supply	120 VAC, 60 Hz
Electrical Service	15 amp dedicated circuit
Gas Supply	3/4" ID line
Gas Inlet	1/2" NPT female
Receptacle	3-prong grounding-type

ELECTRICAL

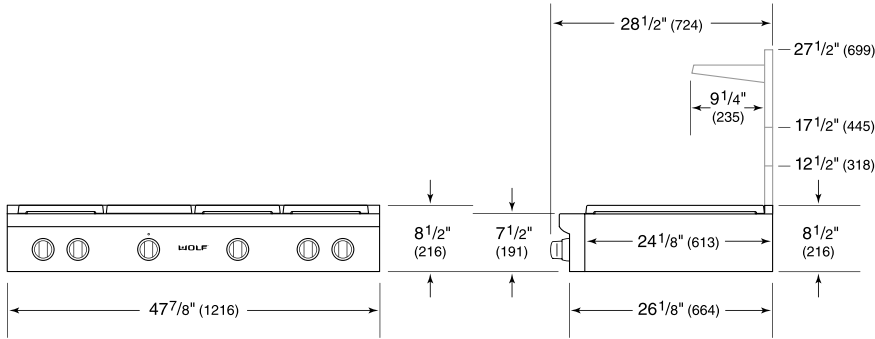


GAS

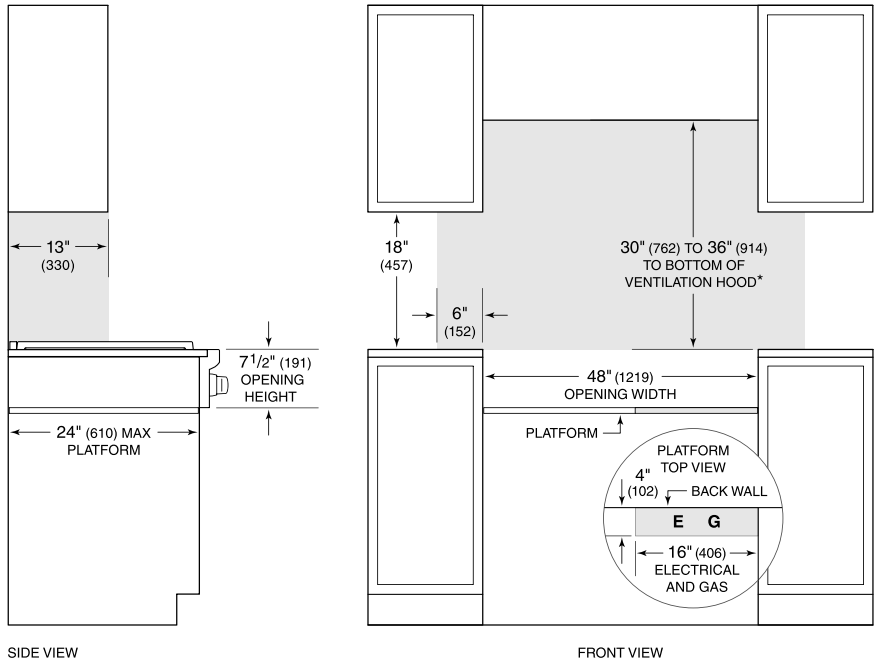


NOTE: Dimensions in parenthesis are in millimeters unless otherwise specified

DIMENSIONS



STANDARD INSTALLATION



SIDE VIEW

FRONT VIEW

**Without ventilation hood, 36" (914) minimum clearance countertop to combustible materials, 44" (118) for charbroiler.*
NOTE: Shaded area above countertop indicates minimum clearance to combustible surfaces, combustible materials cannot be located within this area.
Electrical and gas supply located through bottom of platform.
For island installation, 12" (305) minimum clearance back of range to combustible rear wall above countertop.