

IF15/S

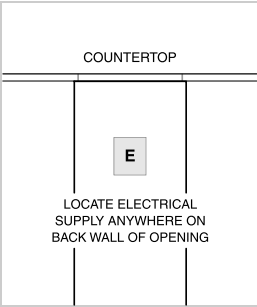
FEATURES



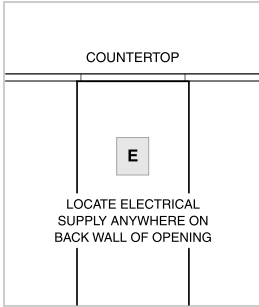
PRODUCT SPECIFICATIONS

Model	IF15/S
Dimensions	15"W x 13 1/2"H x 21"D
Weight	30 lbs
Electrical Supply	3-wire, 240/208 VAC, 60 Hz
Electrical Service	15 amp dedicated circuit
Conduit Length	4 Feet
Power Cord Length	6 Feet

ELECTRICAL

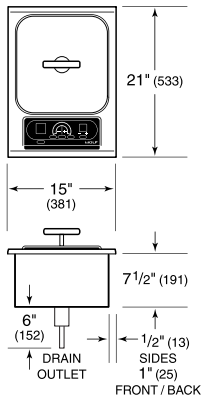


PLUMBING

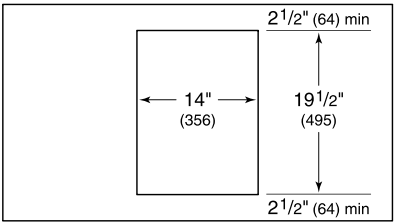


NOTE: Dimensions in parenthesis are in millimeters unless otherwise specified

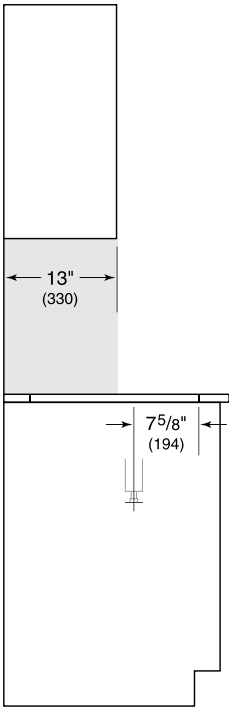
DIMENSIONS



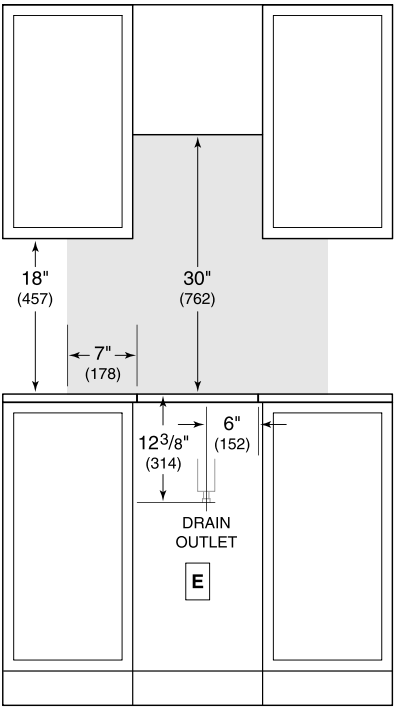
STANDARD INSTALLATION



COUNTERTOP CUT-OUT



SIDE VIEW



FRONT VIEW

NOTE: Shaded area above countertop indicates minimum clearance to combustible surfaces, combustible materials cannot be located within this area.