

IG15/S

FEATURES



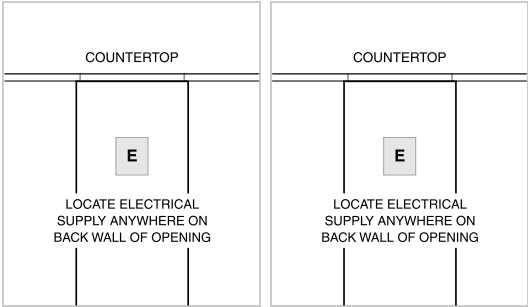


PRODUCT SPECIFICATIONS

Model	IG15/S
Dimensions	15"W x 6 1/4"H x 21"D
Weight	50 lbs
Electrical Supply	3-wire, 240/208 VAC, 60 Hz
Electrical Service	20 amp dedicated circuit
Conduit Length	4 Feet
Receptacle	3-prong grounding-type

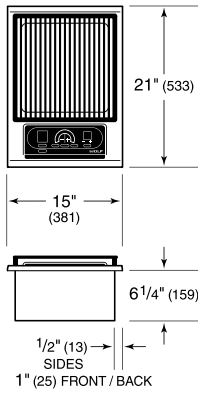
ELECTRICAL

PLUMBING

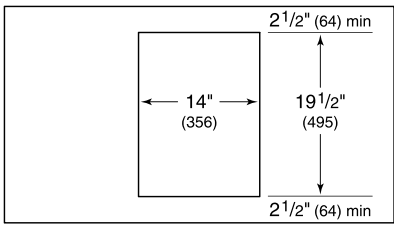


NOTE: Dimensions in parenthesis are in millimeters unless otherwise specified

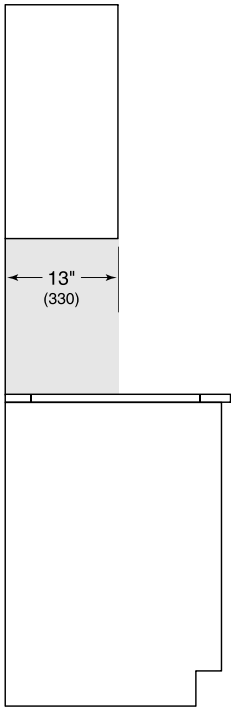
DIMENSIONS



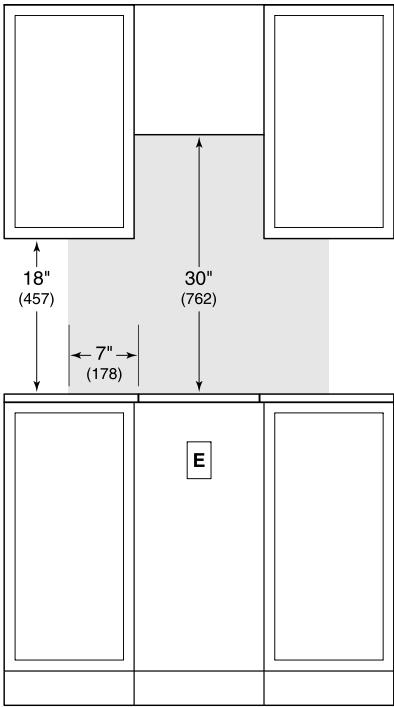
STANDARD INSTALLATION



COUNTERTOP CUT-OUT



SIDE VIEW



FRONT VIEW

NOTE: Shaded area above countertop indicates minimum clearance to combustible surfaces, combustible materials cannot be located within this area.