



NEW PRO REFRIGERATION

DESIGN GUIDE

TABLE OF CONTENTS

3	PRO REFRIGERATION
4	OVERALL DIMENSIONS
6	OPENING DIMENSIONS
8	ELECTRICAL
8	PLUMBING
9	STANDARD HANDLES
11	SUB-ZERO WARRANTY




Features and specifications are subject to change at any time without notice. Visit subzero.com/specs for the most up-to-date information.

Throughout this guide, dimensions may vary by $\pm 1/8"$ (3). Dimensions in parentheses are millimeters unless otherwise specified.

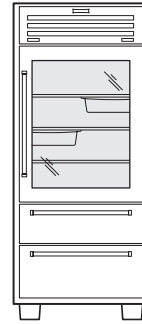
PRO Refrigeration

Freshness finds unmistakable expression with Sub-Zero PRO Refrigeration. A monument to food preservation—equal parts sculpted metal design statement and culinary secret weapon. Its vast interior, like its bold exterior, is crafted of stainless steel. Available in 36" and 48" widths, with a glass or solid door, and may be either built in or freestanding.

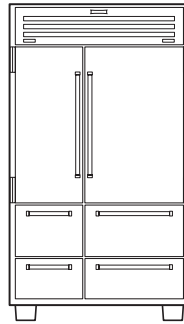
PRO MODELS



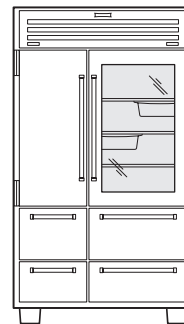
PRO3650



PRO3650G



PRO4850

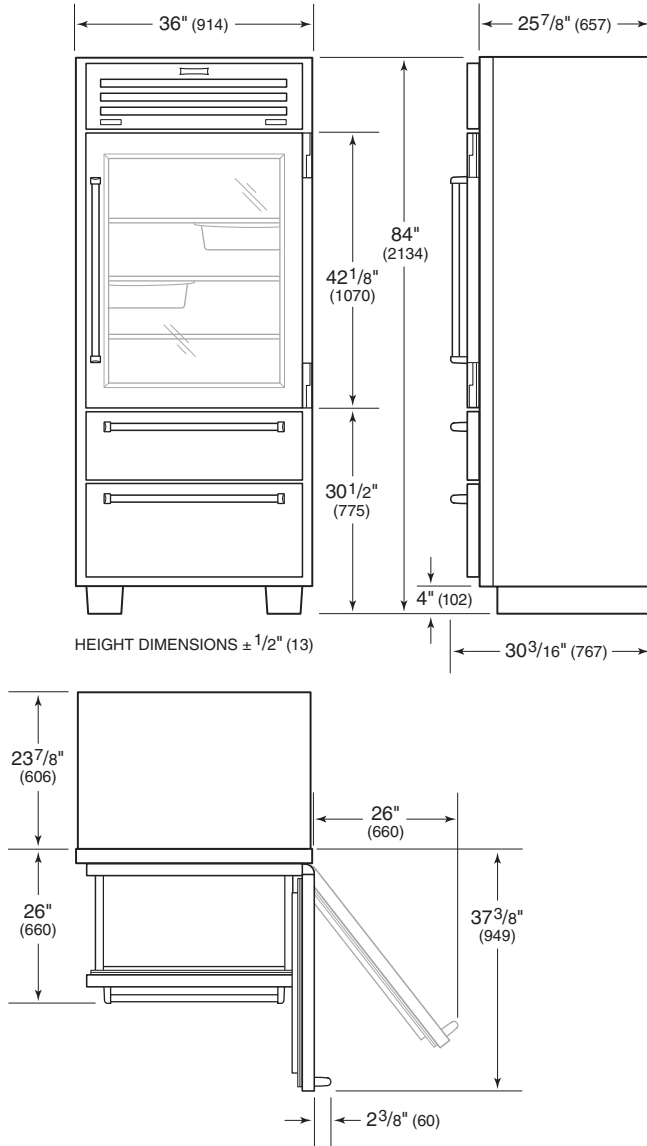


PRO4850G

SPECIFICATIONS

Overall Dimensions

36" MODEL



Model PRO3650 / PRO3650G

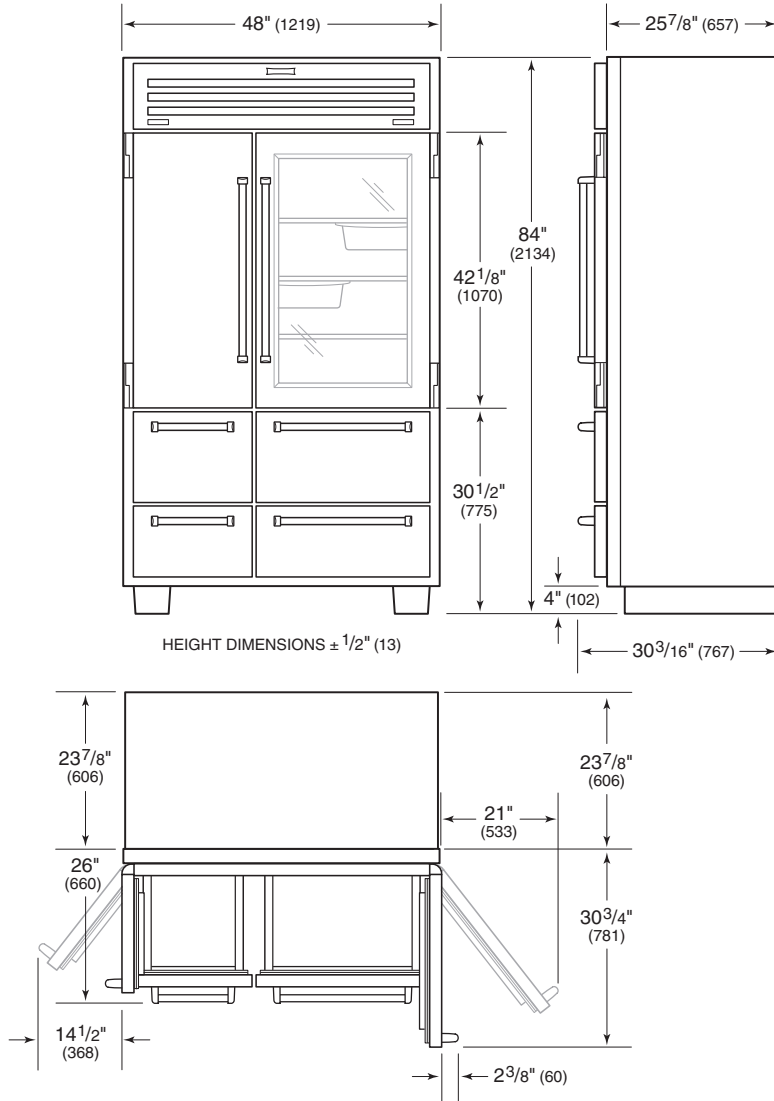
SPECIFICATIONS

INTERIOR CAPACITY	R CU FT (L)	F CU FT (L)
PRO3650	18.4 (521)	4.3 (122)
PRO3650G	18.4 (521)	4.3 (122)
SHIPPING WEIGHT	LB (KG)	
PRO3650	630 (286)	
PRO3650G	650 (295)	

SPECIFICATIONS

Overall Dimensions

48" MODEL



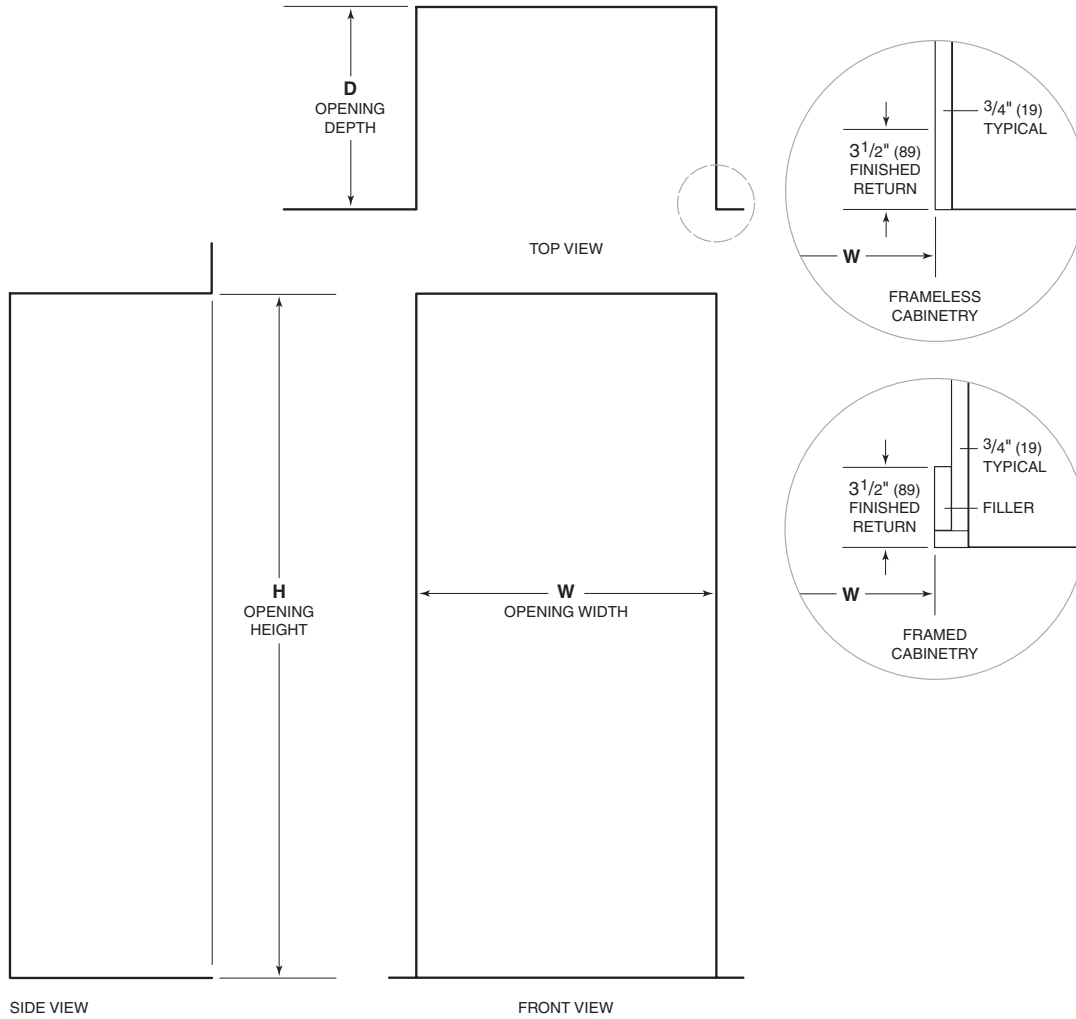
Model PRO4850 / PRO4850G

SPECIFICATIONS

INTERIOR CAPACITY	R CU FT (L)	F CU FT (L)
PRO4850	18.4 (521)	11.7 (331)
PRO4850G	18.4 (521)	11.7 (331)
SHIPPING WEIGHT	LB (KG)	
PRO4850	860 (390)	
PRO4850G	880 (399)	

Opening Dimensions

STANDARD | FLUSH INSTALLATION



NOTE: 3 1/2" (89) finished returns will be visible and should be finished to match cabinetry.

STANDARD OPENING	W	H	D
36" Model	35 1/2" (902)	83 3/4" (2127)	24" (610)
48" Model	47 1/2" (1206)	83 3/4" (2127)	24" (610)

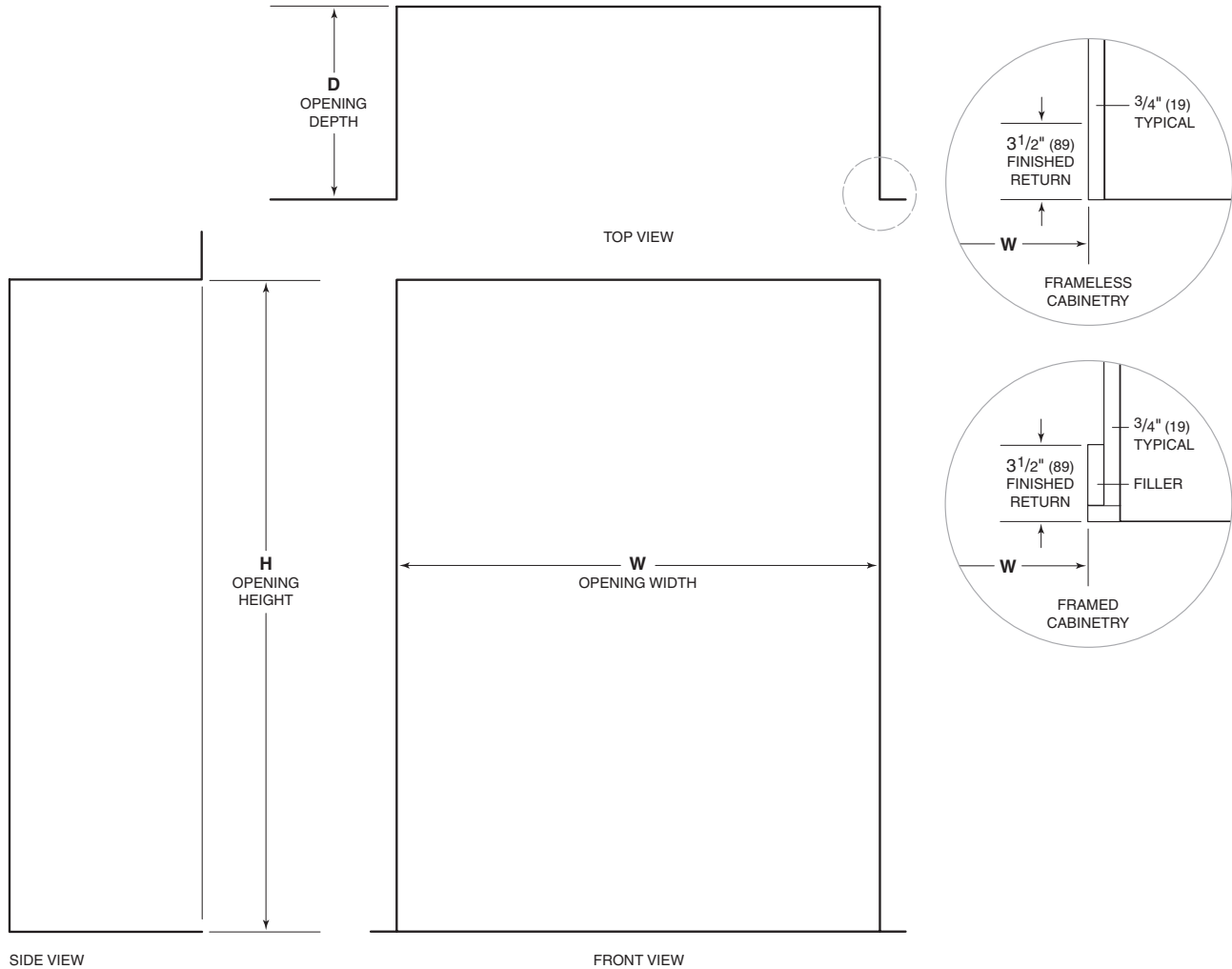
For standard installations, the face frame will extend 2" (51) beyond cabinetry.

FLUSH OPENING	W	H	D
36" Model	36" (914)	84 1/8" (2137)	26" (660)
48" Model	48" (1219)	84 1/8" (2137)	26" (660)

For flush installations, the face frame will be flush with surrounding cabinetry.

Opening Dimensions

DUAL STANDARD | FLUSH INSTALLATION



NOTE: $3\frac{1}{2}"$ (89) finished returns will be visible and should be finished to match cabinetry.

DUAL STANDARD OPENING	W	H	D
Two 36" Models	71 $\frac{1}{2}"$ (1816)	83 $\frac{3}{4}"$ (2127)	24" (610)

For standard installations, the face frame will extend 2" (51) beyond cabinetry. A dual installation kit is required for this installation.

DUAL FLUSH OPENING	W	H	D
Two 36" Models	72" (1829)	84 $\frac{1}{8}"$ (2137)	26" (660)

For flush installations, the face frame will be flush with surrounding cabinetry. A dual installation kit is required for this installation.

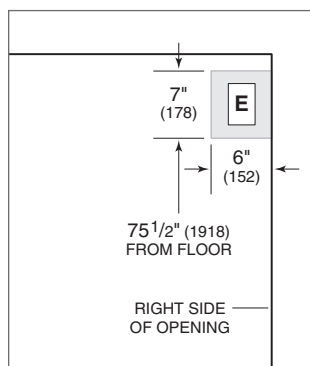
Electrical Requirements

Installation must comply with all applicable electrical codes.

Locate the electrical supply within the shaded area shown in the illustration below. A separate circuit servicing only this appliance is required. A ground fault circuit interrupter (GFCI) is not recommended and may cause interruption of operation.

ELECTRICAL REQUIREMENTS

Electrical Supply	115 VAC, 60 Hz
Service	15 amp dedicated circuit
Receptacle	3-prong grounding-type



Electrical supply location

Plumbing Requirements

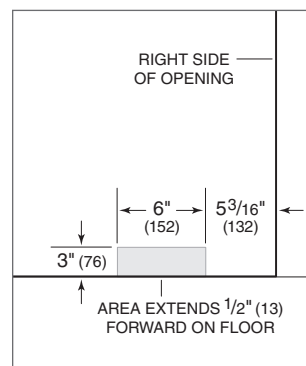
Installation must comply with all applicable plumbing codes.

Locate the water supply line within the shaded area shown in the illustration below. Connect the water supply line to the house supply with an easily accessible shut-off valve. Do not use self-piercing valves. The water supply line must not interfere with the installation of the anti-tip bracket.

A reverse osmosis system can be used provided there is constant water pressure of 35–120 psi (2.4–8.3 bar) supplied to the unit at all times. In this application, the water filtration system must be bypassed by removing the filter. A copper line is not recommended for this application.

PLUMBING REQUIREMENTS

Water Supply	1/4" OD copper, braided stainless steel, or PEX tubing
Pressure	35–120 psi (2.4–8.3 bar)
Excess Line for Connection	36" (914)



Water supply location

Standard Handles

Optional stainless steel pro handles are available through an authorized Sub-Zero dealer. For local dealer information, visit the find a showroom section of our website, subzero.com.

Refer to the chart below for standard handle lengths for PRO models.

HANDLE LENGTH	36" MODEL	48" MODEL
Door	27 ¹¹ / ₁₆ " (703)	27 ¹¹ / ₁₆ " (703)
Refrigerator Drawer	26 ³ / ₁₆ " (665)	19 ¹⁵ / ₁₆ " (506)
Freezer Drawer	26 ³ / ₁₆ " (665)	11 ⁹ / ₁₆ " (294)

Sub-Zero, Sub-Zero & Design, Sub-Zero & Snowflake Design, Dual Refrigeration, The Living Kitchen, Great American Kitchens The Fine Art of Kitchen Design, Wolf, Wolf & Design, Wolf Gourmet, W & Design, red colored knobs, Cove, and Cove & Design are registered trademarks and service marks of Sub-Zero Group, Inc. and its subsidiaries. All other trademarks are property of their respective owners in the United States and other countries.

Sub-Zero Residential Limited Warranty

FOR RESIDENTIAL USE

FULL TWO YEAR WARRANTY*

For two years from the date of original installation, this Sub-Zero product warranty covers all parts and labor to repair or replace, under normal residential use, any part of the product that proves to be defective in materials or workmanship. All service provided by Sub-Zero under the above warranty must be performed by Sub-Zero factory certified service, unless otherwise specified by Sub-Zero, Inc. Service will be provided during normal business hours.

FULL FIVE YEAR SEALED SYSTEM WARRANTY

For five years from the date of original installation, this Sub-Zero product warranty covers all parts and labor to repair or replace, under normal residential use, these parts that prove to be defective in materials or workmanship: compressor, condenser, evaporator, drier and all connecting tubing. All service provided by Sub-Zero under the above warranty must be performed by Sub-Zero factory certified service, unless otherwise specified by Sub-Zero, Inc. Service will be provided during normal business hours.

LIMITED TWELVE YEAR SEALED SYSTEM WARRANTY

For twelve years from the date of original installation, Sub-Zero will repair or replace the following parts that prove to be defective in materials or workmanship: compressor, condenser, evaporator, drier and all connecting tubing. If the owner uses Sub-Zero factory certified service, the service provider will repair or replace these parts with the owner paying for all other costs, including labor. If the owner uses non-certified service, the owner must contact Sub-Zero, Inc. (using the information below) to receive repaired or replacement parts. Sub-Zero will not reimburse the owner for parts purchased from non-certified service or other sources.

TERMS APPLICABLE TO EACH WARRANTY

The warranty applies only to products installed for normal residential use. The warranty applies only to products installed in any one of the fifty states of the United States, the District of Columbia or the ten provinces of Canada. This warranty does not cover any parts or labor to correct any defect caused by negligence, accident or improper use, maintenance, installation, service or repair.

THE REMEDIES DESCRIBED ABOVE FOR EACH WARRANTY ARE THE ONLY ONES THAT SUB-ZERO, INC. WILL PROVIDE, EITHER UNDER THIS WARRANTY OR UNDER ANY WARRANTY ARISING BY OPERATION OF LAW. SUB-ZERO, INC. WILL NOT BE RESPONSIBLE FOR ANY CONSEQUENTIAL OR INCIDENTAL DAMAGES ARISING FROM THE BREACH OF THIS WARRANTY OR ANY OTHER WARRANTY, WHETHER EXPRESS, IMPLIED OR STATUTORY.

Some states do not allow the exclusion or limitation of incidental or consequential damages, so the above limitation or exclusion may not apply to you. This warranty gives you specific legal rights and you may also have other legal rights that vary from state to state.

To receive parts and/or service and the name of Sub-Zero factory certified service nearest you, contact Sub-Zero, Inc., P.O. Box 44848, Madison, WI 53744; check the contact & support section of our website, subzero.com, email us at customerservice@subzero.com or call 800-222-7820.

*Stainless steel (doors, panels, handles, product frames and interior surfaces) are covered by a limited 60-day parts and labor warranty for cosmetic defects.

*Replacement water filters and air purification cartridges are not covered by the product warranty.





SUBZERO.COM