



NEW SEALED BURNER RANGETOP

DESIGN GUIDE

TABLE OF CONTENTS

3	SEALED BURNER RANGETOP
4	OVERALL DIMENSIONS
5	PLANNING INFORMATION
7	INSTALLATION
9	WOLF WARRANTY



Features and specifications are subject to change at any time without notice. Visit wolfappliance.com/specs for the most up-to-date information.

Throughout this guide, dimensions may vary by $\pm 1/8"$ (3). Dimensions in parentheses are millimeters unless otherwise specified.

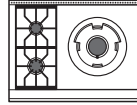
SEALED BURNER RANGETOP

Sealed Burner Rangetop with Wok Burner

Wolf sealed burner rangetops now offer a powerful wok burner and are available in 36" and 48" widths. Ideal for wok cooking, the wok burner transfers intense heat directly to the wok. All sealed burner rangetop models are constructed of stainless steel and can be ordered in natural or LP gas.

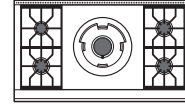
CONFIGURATIONS

36" RANGETOP



SRT362W

48" RANGETOP

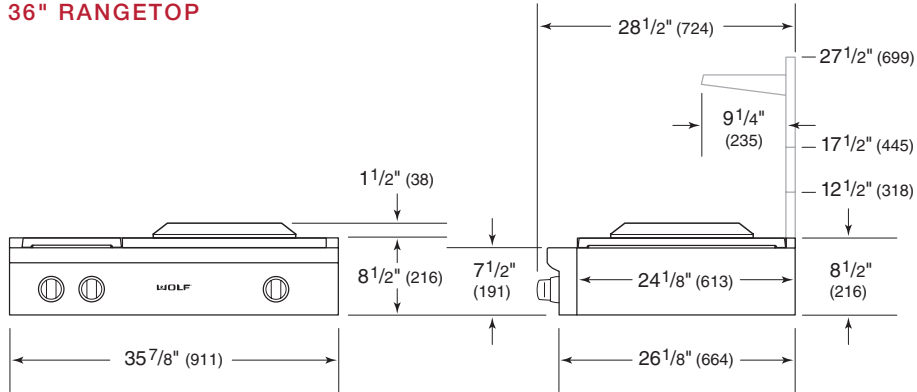


SRT484W

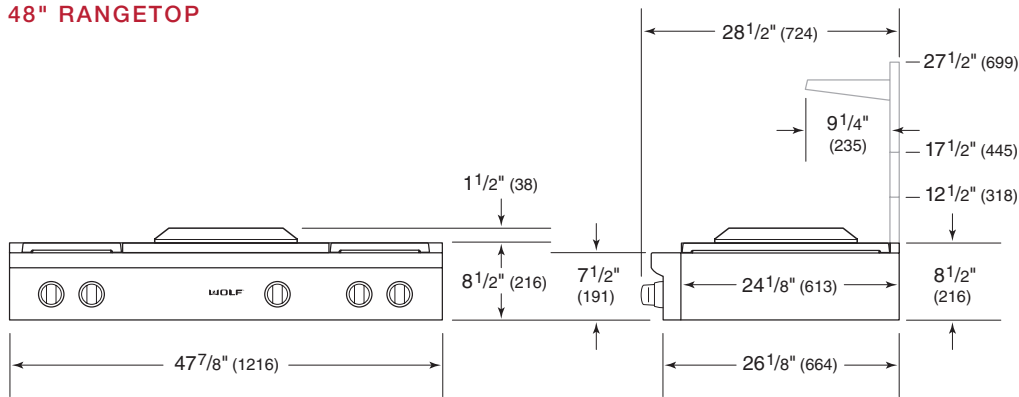
SEALED BURNER RANGETOP

Sealed Burner Rangetop

36" RANGETOP



48" RANGETOP



Sealed Burner Rangetop

BURNER RATING – BTU (kW)

SURFACE BURNER	SIM	HI
20K Burner	300 (.1)	20,000 (5.9)
18K Burner	300 (.1)	18,000 (5.3)
15K Burner	300 (.1)	15,000 (4.4)
9.2K Burner	300 (.1)	9,200 (2.7)
FEATURE	NATURAL	LP
Wok Burner	35,000 (10.3)	35,000 (10.3)

Planning Information

The platform to support the sealed burner rangetop must include a cutout for electrical and gas supply connections. Refer to the chart below for minimum base support.

Models SRT362W and SRT484W cannot be installed against a combustible surface.

A Wolf pro ventilation hood is recommended with the sealed burner rangetop. A downdraft cannot be used with models SRT362W or SRT484W.

INSTALLATION REQUIREMENTS

BASE SUPPORT	MIN
36" Rangetop	250 lb (113 kg)
48" Rangetop	300 lb (136 kg)
PLATFORM	MIN
Thickness	³ / ₄ " (19)

Planning Information

ELECTRICAL REQUIREMENTS

Installation must comply with all applicable electrical codes.

Locate the electrical supply within the shaded area shown in the illustration on the following page. A separate circuit servicing only this appliance is required. A ground fault circuit interrupter (GFCI) is not recommended and may cause interruption of operation.

ELECTRICAL REQUIREMENTS

Electrical Supply	grounded, 110/120 VAC, 60 Hz
Service	15 amp dedicated circuit
Receptacle	3-prong grounding-type
Power Cord	6' (1.8 m)

GAS SUPPLY

Installation must comply with all applicable gas codes.

If local codes permit, a certified, 3' (.9 m) long, 1/2" (13) or 3/4" (19) ID flexible metal appliance connector is recommended.

Wolf natural gas rangetops will function up to 10,250' (3124 m) in altitude without adjustment and LP gas rangetops up to 8,600' (2621 m). If the installation exceeds these elevations, contact an authorized Wolf dealer for a high altitude conversion kit.

GAS REQUIREMENTS

Gas Supply	3/4" ID line
Gas Inlet	1/2" NPT female

NATURAL GAS

WC

Supply Pressure	5" (12.5 mb)
Min Line Pressure	7" (17.5 mb)
Max Regulator Pressure	14" (34.9 mb), .5 psi (3.5 kPa)

LP GAS

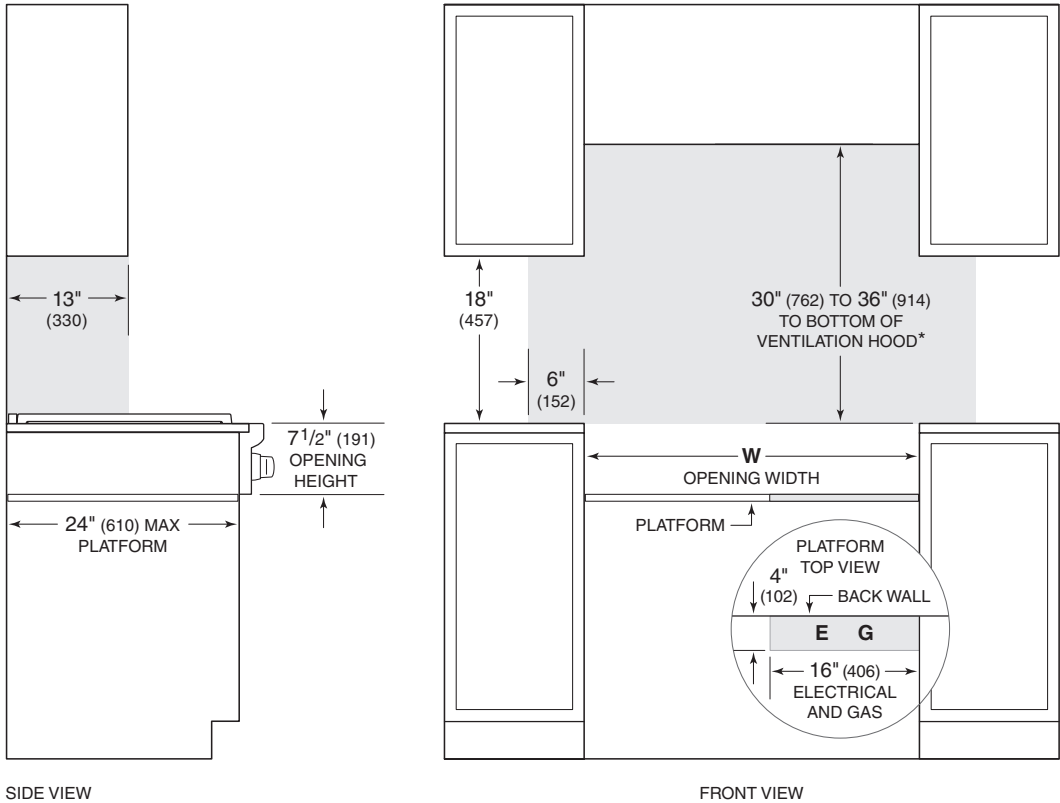
WC

Supply Pressure	10" (25 mb)
Min Line Pressure	11" (27.4 mb)
Max Regulator Pressure	14" (34.9 mb), .5 psi (3.5 kPa)

SEALED BURNER RANGETOP

Sealed Burner Rangetop

INSTALLATION



SIDE VIEW

FRONT VIEW

**Without ventilation hood, 36" (914) minimum clearance countertop to combustible materials.*

NOTE: Shaded area above countertop indicates minimum clearance to combustible surfaces. Electrical and gas supply located through bottom of platform.

For island installation, 12" (305) minimum clearance back of rangetop to combustible rear wall above countertop.

OPENING WIDTH	W
36" Model	36" (914)
48" Model	48" (1219)

Sub-Zero, Sub-Zero & Design, Sub-Zero & Snowflake Design, Dual Refrigeration, The Living Kitchen, Great American Kitchens The Fine Art of Kitchen Design, Wolf, Wolf & Design, Wolf Gourmet, W & Design, red colored knobs, Cove, and Cove & Design are registered trademarks and service marks of Sub-Zero Group, Inc. and its subsidiaries. All other trademarks are property of their respective owners in the United States and other countries.

Wolf Appliance Residential Limited Warranty

FOR RESIDENTIAL USE

FULL TWO YEAR WARRANTY*

For two years from the date of original installation, this Wolf Appliance product warranty covers all parts and labor to repair or replace, under normal residential use, any part of the product that proves to be defective in materials or workmanship. All service provided by Wolf Appliance under the above warranty must be performed by Wolf factory certified service, unless otherwise specified by Wolf Appliance, Inc. Service will be provided during normal business hours.

LIMITED FIVE YEAR WARRANTY

For five years from the date of original installation, Wolf Appliance will repair or replace the following parts that prove to be defective in materials or workmanship: gas burners (excludes appearance), electric heating elements, blower motors (ventilation hoods), electronic control boards, magnetron tubes and induction generators. If the owner uses Wolf factory certified service, the service provider will repair or replace these parts with the owner paying for all other costs, including labor. If the owner uses non-certified service, the owner must contact Wolf Appliance, Inc. (using the information below) to receive repaired or replacement parts. Wolf Appliance will not reimburse the owner for parts purchased from non-certified service or other sources.

TERMS APPLICABLE TO EACH WARRANTY

The warranty applies only to products installed for normal residential use. The warranty applies only to products installed in any one of the fifty states of the United States, the District of Columbia or the ten provinces of Canada. This warranty does not cover any parts or labor to correct any defect caused by negligence, accident or improper use, maintenance, installation, service or repair.

THE REMEDIES DESCRIBED ABOVE FOR EACH WARRANTY ARE THE ONLY ONES THAT WOLF APPLIANCE, INC. WILL PROVIDE, EITHER UNDER THIS WARRANTY OR UNDER ANY WARRANTY ARISING BY OPERATION OF LAW. WOLF APPLIANCE, INC. WILL NOT BE RESPONSIBLE FOR ANY CONSEQUENTIAL OR INCIDENTAL DAMAGES ARISING FROM THE BREACH OF THIS WARRANTY OR ANY OTHER WARRANTY, WHETHER EXPRESS, IMPLIED OR STATUTORY.

Some states do not allow the exclusion or limitation of incidental or consequential damages, so the above limitation or exclusion may not apply to you. This warranty gives you specific legal rights and you may also have other legal rights that vary from state to state.

To receive parts and/or service and the name of Wolf factory certified service nearest you, contact Wolf Appliance, Inc., P.O. Box 44848, Madison, WI 53744; check the contact & support section of our website, wolfappliance.com, email us at customerservice@subzero.com or call 800-222-7820.

*Stainless steel (doors, panels, handles, product frames and interior surfaces) are covered by a limited 60-day parts and labor warranty for cosmetic defects.

*Replacement filters for ventilation hood recirculating kits are not covered by the product warranty.





WOLFAPPLIANCE.COM