

BI-36RG/O



FEATURES

- _____ Rigorously tested to ensure decades of use
- _____ Exceptional support from Madison, WI-based Customer Care team
- _____ LED Lighting for brighter interior
- _____ Air purification system fights spoilage, odors
- _____ Microprocessor control assures peak performance
- _____ Crispers and deli drawers in low-temp, high-humidity zones for optimum freshness
- _____ Freshness cards for maximum food preservation
- _____ Magnetic door seal system locks in cold air
- _____ Adjustable shelves for maximum convenience
- _____ Clear-view, triple-pane and UV-resistant glass door
- _____ Overlay design accepts cabinetry panels of all kinds

ACCESSORIES

- _____ 66" Dual Flush Inset Stainless Grille Panel
- _____ 90° Door Stop
- _____ Air Purification Cartridge
- _____ Custom Side Panel Mounting Kit
- _____ Dual Installation Kit
- _____ Dual Installation Kit with 66" Grille Frame
- _____ Dual Installation Kit with 72" Louvered Grille
- _____ Egg Container
- _____ Extended Framed Handle Kit
- _____ Framed Handle
- _____ Framed Louvered Grille Insert
- _____ Grille Frame - 83"
- _____ Grille Frame - 88"
- _____ Louvered Grille - 83"
- _____ Louvered Grille - 88"
- _____ Pro Louvered Flush Inset Grille - 84"
- _____ Stainless Steel Dual Flush Inset Door Panel with Pro Handle - LH
- _____ Stainless Steel Dual Flush Inset Door Panel with Pro Handle - RH
- _____ Stainless Steel Dual Flush Inset Door Panel with Tubular Handle - LH
- _____ Stainless Steel Dual Flush Inset Door Panel with Tubular Handle - RH
- _____ Stainless Steel Dual Flush Inset Grille Panel
- _____ Stainless Steel Flush Inset Door Panel with Pro Handle - Left Hinge
- _____ Stainless Steel Flush Inset Door Panel with Pro Handle - Right Hinge
- _____ Stainless Steel Flush Inset Door Panel with Tubular Handle - Left Hinge



HANDLE ACCESSORIES

PRO



TUBULAR



PRODUCT DETAILS

REFRIGERATOR

- 4 Adjustable glass shelves
- 1 Stationary glass shelf
- 1 High-humidity drawer with dividers
- 2 Storage drawers with dividers

Stainless Steel Flush Inset Door Panel with Tubular Handle - Right Hinge

Stainless Steel Flush Inset Grille Panel

Stainless Steel Kickplate - Left Hinge

Stainless Steel Kickplate - Right Hinge

Stainless Steel Side Panel

White Side Panel

Grilles for 83" or 88" finished height (84" is standard)

Dual Installation Kit with Dual Wide Grille

Stainless Steel Pro Handles

Stainless Steel Tubular Handles

Built-In Louvered Grilles

Built-In Overlay or Flush Inset Grille Frames

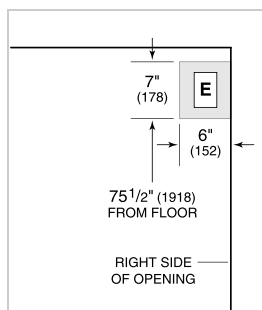
Accessories are available through an authorized dealer.
For local dealer information, visit subzero-wolf.com/locator.

Specifications are subject to change without notice. This information was generated on October 22, 2020. Verify specifications prior to finalizing your cabinetry/enclosures.

PRODUCT SPECIFICATIONS

Model	BI-36RG/O
Dimensions	36"W x 84"H x 24"D
Door Clearance	37 1/4"
Weight	430 lbs
Refrigerator Capacity	23.3 cu. ft.
Electrical Supply	115 VAC, 60 Hz
Electrical Service	15 amp dedicated circuit
Receptacle	3-prong grounding-type

ELECTRICAL



PANEL SPECIFICATIONS For complete panels specifications including width/height, weight requirements, thickness requirements and offset details visit subzero-wolf.com/builtinconfigurator.

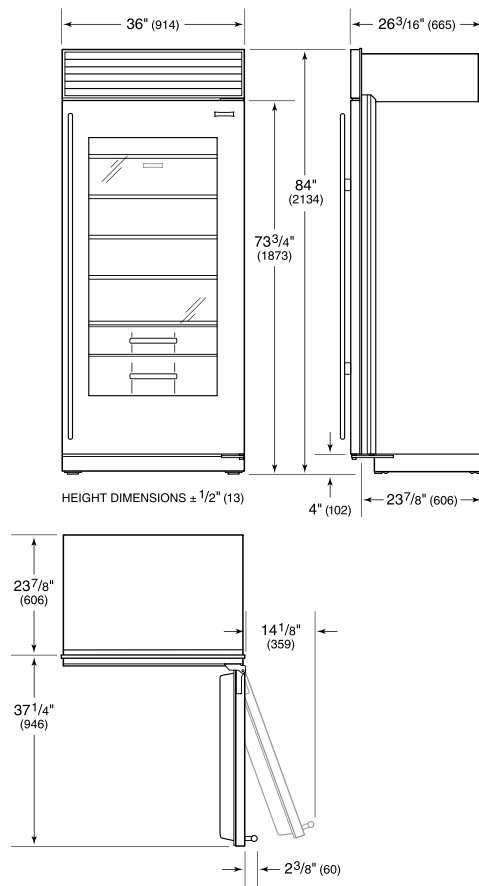
NOTE: Dimensions in parenthesis are in millimeters unless otherwise specified

INTERIOR VIEW

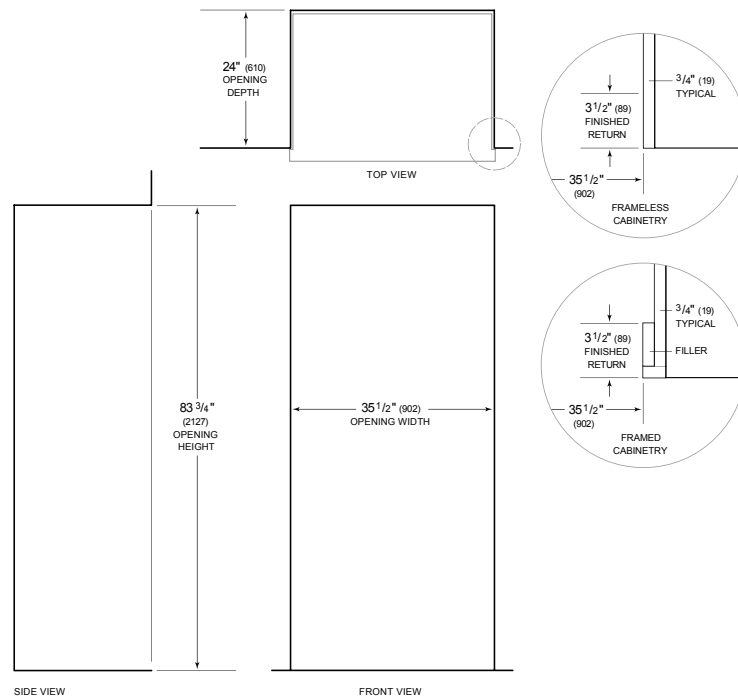


This illustration is intended for interior reference only and may not represent the exterior of the model being specified.

DIMENSIONS



STANDARD INSTALLATION



NOTE: 3 1/2" (89) finished returns will be visible and should be finished to match cabinetry. Shaded line represents profile of unit.