

BI-36UFD/O



FEATURES

Rigorously tested to ensure decades of use

Exceptional support from Madison, WI-based Customer Care team

LED Lighting for brighter interior

Dual refrigeration keeps food fresher longer

Air purification system fights spoilage, odors

Microprocessor control assures peak performance

Crispers and deli drawers in low-temp, high-humidity zones for optimum freshness

"Soft bright" interior lighting

Over-and-under refrigerator/freezer storage

Freshness cards for maximum food preservation

Magnetic door seal system locks in cold air

Water-filtration system for ice reduces contaminants, chlorine taste and odor

Automatic ice maker with "max ice" feature

Adjustable shelves for maximum convenience

Overlay design accepts cabinetry panels of all kinds

ACCESSORIES

36" Stainless Steel Kickplate

90° Door Stop

Air Purification Cartridge

Custom Front Panel Mounting Kit

Custom Side Panel Mounting Kit

Egg Container

Extended Framed Handle Kit

Framed Handle Kit

Framed Louvered Grille Insert

Framed Stainless Steel Front Panels

Framed White Front Panels

Grille Frame - 83"

Grille Frame - 88"

Louvered Grille - 83"

Louvered Grille - 88"

Pro Louvered Flush Inset Grille - 84"

Stainless Steel Flush Inset Door Panel with Pro Handle

Stainless Steel Flush Inset Door Panel with Tubular Handle

Stainless Steel Flush Inset Drawer Panel with Pro Handle

Stainless Steel Flush Inset Drawer Panel with Tubular Handle



HANDLE ACCESSORIES

PRO



TUBULAR



PRODUCT DETAILS

REFRIGERATOR

- 3 Adjustable glass shelves
- 1 Stationary glass shelf
- 1 High-humidity drawer with dividers
- 1 Storage drawer with dividers
- 4 Adjustable door shelves
- 2 Stationary door shelves
- 2 Adjustable dairy compartments

FREEZER

- Full-extension roll-out freezer drawer
- Two-tier wire storage baskets
- Automatic ice maker

Stainless Steel Flush Inset Grille Panel

Stainless Steel Side Panel

Water Filter 4204490

White Side Panel

Grilles for 83" or 88" finished height (84" is standard)

Stainless Steel Pro Handles

Stainless Steel Tubular Handles

Built-In Louvered Grilles

Built-In Overlay or Flush Inset Grille Frames

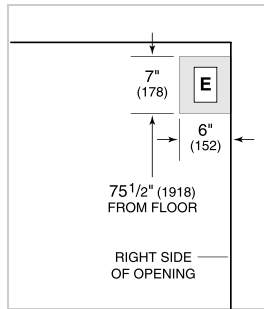
Accessories are available through an authorized dealer.
For local dealer information, visit [subzero-wolf.com/locator](https://www.subzero-wolf.com/locator).

Specifications are subject to change without notice. This information was generated on February 26, 2021. Verify specifications prior to finalizing your cabinetry/enclosures.

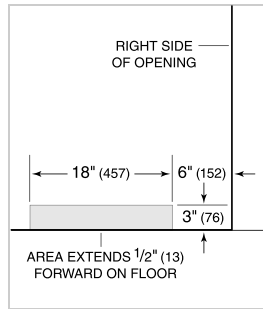
PRODUCT SPECIFICATIONS

Model	BI-36UFD/O
Dimensions	36"W x 84"H x 24"D
Door Clearance	19 1/2"
Drawer Clearance	23 5/8"
Weight	529 lbs
Refrigerator Capacity	15.7 cu. ft.
Freezer Capacity	5.3 cu. ft.
Electrical Supply	115 VAC, 60 Hz
Electrical Service	15 amp dedicated circuit
Receptacle	3-prong grounding-type

ELECTRICAL




PLUMBING



PANEL SPECIFICATIONS For complete panels specifications including width/height, weight requirements, thickness requirements and offset details visit subzero-wolf.com/builtinconfigurator.

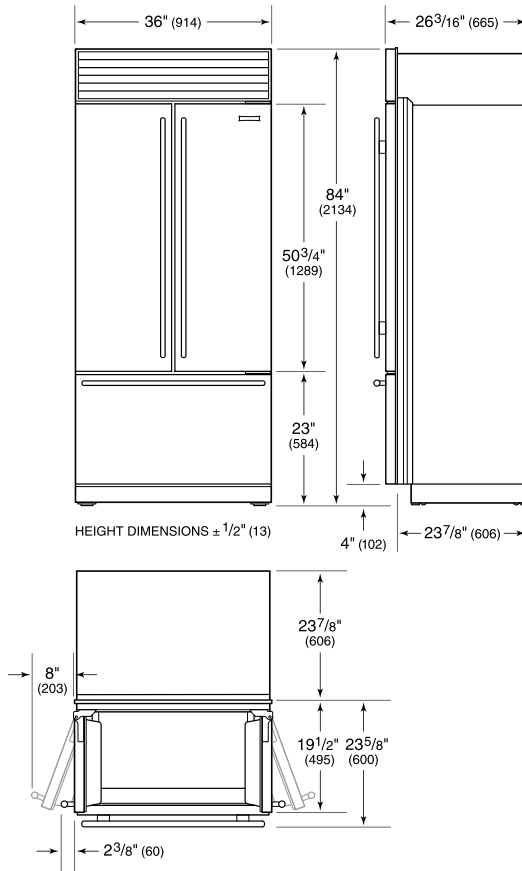
NOTE: Dimensions in parenthesis are in millimeters unless otherwise specified

INTERIOR VIEW

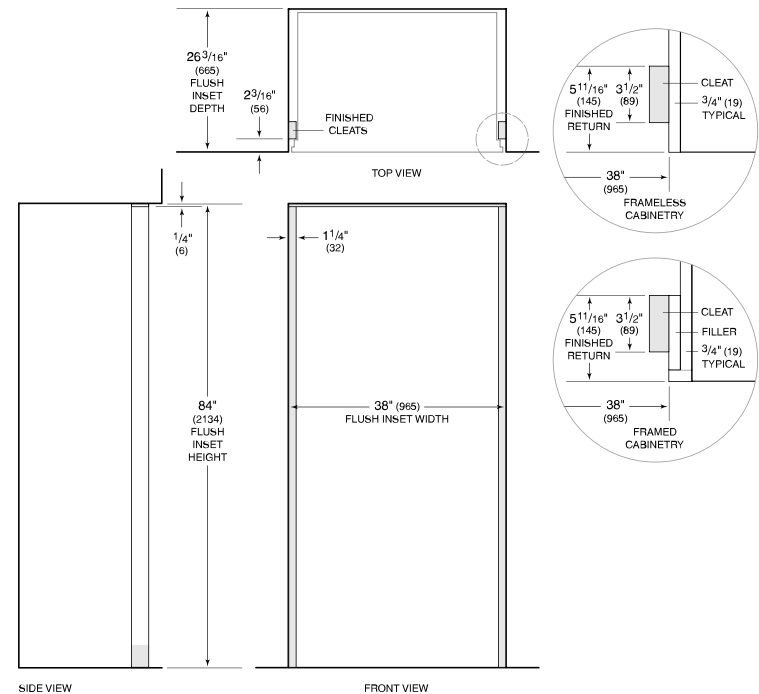


This illustration is intended for interior reference only and may not represent the exterior of the model being specified.

DIMENSIONS



FLUSH INSET INSTALLATION



NOTE: 3 1/2" (89) finished returns and shaded areas will be visible and should be finished to match cabinetry. Shaded line represents profile of unit with 3/4" (19) panel.