

BI-36UG/O




FEATURES

- _____ Rigorously tested to ensure decades of use
- _____ Exceptional support from Madison, WI-based Customer Care team
- _____ LED Lighting for brighter interior
- _____ Dual refrigeration keeps food fresher longer
- _____ Air purification system fights spoilage, odors
- _____ Microprocessor control assures peak performance
- _____ Crispers and deli drawers in low-temp, high-humidity zones for optimum freshness
- _____ Over-and-under refrigerator/freezer storage
- _____ Freshness cards for maximum food preservation
- _____ Water-filtration system reduces contaminants, chlorine taste and odor
- _____ Magnetic door seal system locks in cold air
- _____ Automatic ice maker with "max ice" feature
- _____ Adjustable shelves for maximum convenience
- _____ Overlay design accepts cabinetry panels of all kinds

ACCESSORIES

- _____ 36" Stainless Steel Kickplate
- _____ 66" Dual Flush Inset Stainless Grille Panel
- _____ 90° Door Stop
- _____ Air Purification Cartridge
- _____ Custom Side Panel Mounting Kit
- _____ Dual Installation Kit
- _____ Dual Installation Kit with 66" Grille Frame
- _____ Dual Installation Kit with 72" Louvered Grille
- _____ Egg Container
- _____ Extended Framed Handle Kit
- _____ Framed Handle Kit
- _____ Framed Louvered Grille Insert
- _____ Grille Frame - 83"
- _____ Grille Frame - 88"
- _____ Louvered Grille - 83"
- _____ Louvered Grille - 88"
- _____ Pro Louvered Flush Inset Grille - 84"
- _____ Stainless Steel Dual Flush Inset Door Panel with Pro Handle
- _____ Stainless Steel Dual Flush Inset Door Panel with Tubular Handle
- _____ Stainless Steel Dual Flush Inset Drawer Panel with Pro Handle - LH
- _____ Stainless Steel Dual Flush Inset Drawer Panel with Pro Handle - RH



HANDLE ACCESSORIES

PRO



TUBULAR



PRODUCT DETAILS

REFRIGERATOR

- 3 Adjustable glass shelves
- 1 Stationary glass shelf
- 1 High-humidity drawer with dividers
- 1 Storage drawer with dividers

FREEZER

- Full-extension roll-out freezer drawer
- Two-tier wire storage baskets
- Automatic ice maker

Stainless Steel Dual Flush Inset Drawer Panel with Tubular Handle - LH

Stainless Steel Dual Flush Inset Drawer Panel with Tubular Handle - RH

Stainless Steel Dual Flush Inset Grille Panel

Stainless Steel Flush Inset Door Panel with Pro Handle

Stainless Steel Flush Inset Door Panel with Tubular Handle

Stainless Steel Flush Inset Drawer Panel with Pro Handle

Stainless Steel Flush Inset Drawer Panel with Tubular Handle

Stainless Steel Flush Inset Grille Panel

Stainless Steel Side Panel

Water Filter 4204490

White Side Panel

Grilles for 83" or 88" finished height (84" is standard)

Dual Installation Kit with Dual Wide Grille

Stainless Steel Pro Handles

Stainless Steel Tubular Handles

Built-In Louvered Grilles

Built-In Overlay or Flush Inset Grille Frames

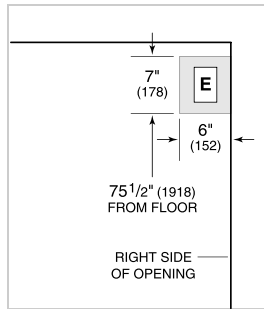
Accessories are available through an authorized dealer.
For local dealer information, visit subzero-wolf.com/locator.

Specifications are subject to change without notice. This information was generated on October 22, 2020. Verify specifications prior to finalizing your cabinetry/enclosures.

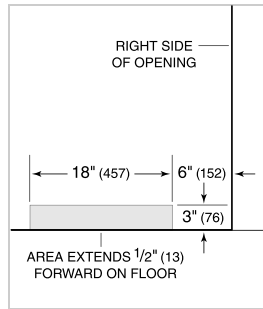
PRODUCT SPECIFICATIONS

Model	BI-36UG/O
Dimensions	36"W x 84"H x 24"D
Door Clearance	37 1/4"
Drawer Clearance	23 5/8"
Weight	515 lbs
Refrigerator Capacity	16.3 cu. ft.
Freezer Capacity	5.3 cu. ft.
Electrical Supply	115 VAC, 60 Hz
Electrical Service	15 amp dedicated circuit
Receptacle	3-prong grounding-type

ELECTRICAL



PLUMBING



PANEL SPECIFICATIONS For complete panels specifications including width/height, weight requirements, thickness requirements and offset details visit subzero-wolf.com/builtinconfigurator.

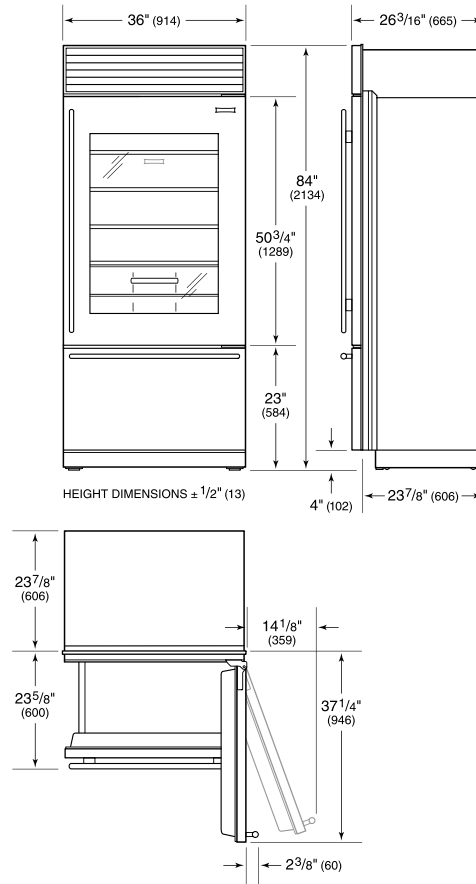
NOTE: Dimensions in parenthesis are in millimeters unless otherwise specified

INTERIOR VIEW

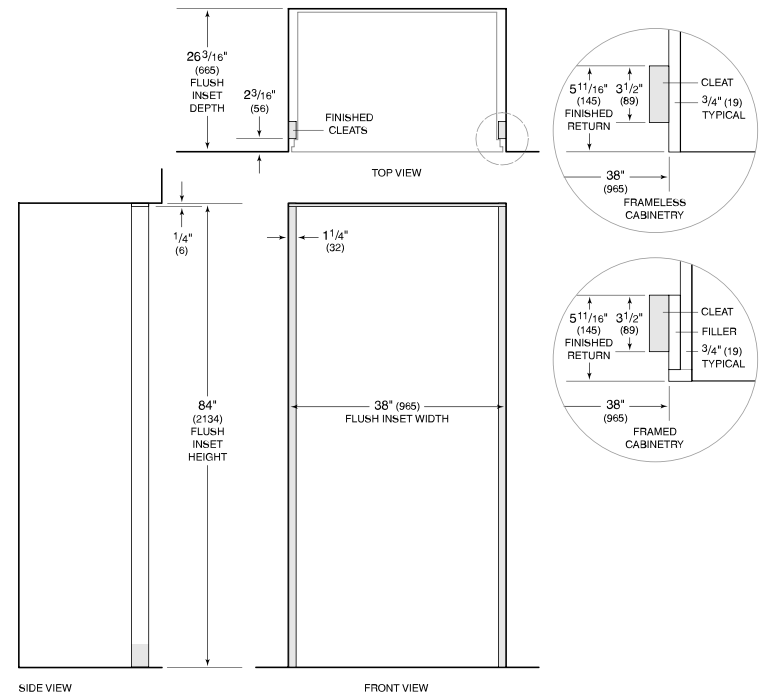


This illustration is intended for interior reference only and may not represent the exterior of the model being specified.

DIMENSIONS



FLUSH INSET INSTALLATION



NOTE: 3/16" (89) finished returns and shaded areas will be visible and should be finished to match cabinetry. Shaded line represents profile of unit with 3/4" (19) panel.