

BI-48SD/O



FEATURES

- Rigorously tested to ensure decades of use
- Exceptional support from Madison, WI-based Customer Care team
- LED Lighting for brighter interior
- Dual refrigeration keeps food fresher longer
- Air purification system fights spoilage, odors
- Microprocessor control assures peak performance
- Crispers and deli drawers in low-temp, high-humidity zones for optimum freshness
- Freshness cards for maximum food preservation
- Water-filtration system reduces contaminants, chlorine taste and odor
- Magnetic door seal system locks in cold air
- Automatic ice maker with "max ice" feature
- Adjustable shelves for maximum convenience
- Overlay design accepts cabinetry panels of all kinds

ACCESSORIES

- 48" Stainless Steel Kickplate
- 90° Door Stop
- Air Purification Cartridge
- Custom Front Panel Mounting Kit
- Custom Side Panel Mounting Kit
- Egg Container
- Extended Framed Handle Kit
- Framed Handle Kit
- Framed Louvered Grille Insert
- Framed Stainless Steel Front Panels
- Framed White Front Panels
- Grille Frame - 83"
- Grille Frame - 88"
- Louvered Grille - 83"
- Louvered Grille - 88"
- Partial Framed Kit
- Pro Louvered Flush Inset Grille - 84"
- Stainless Steel Flush Inset Freezer Door Panel with Pro Handle
- Stainless Steel Flush Inset Freezer Door Panel with Tubular Handle
- Stainless Steel Flush Inset Grille Panel
- Stainless Steel Flush Inset Refrigerator Door Panel with Pro Handle
- Stainless Steel Flush Inset Refrigerator Door Panel with Tubular Handle



HANDLE ACCESSORIES

PRO



TUBULAR



PRODUCT DETAILS

REFRIGERATOR

- 4 Adjustable glass shelves
- 1 Stationary glass shelf
- 1 High-humidity drawer with divider
- 2 Storage drawers with divider
- 3 Adjustable door shelves
- 2 Stationary door shelves
- Adjustable dairy compartment

FREEZER

- 3 Adjustable wire shelves
- 1 Stationary solid shelf
- 3 Storage drawers
- 5 Adjustable door shelves
- Automatic ice maker

Stainless Steel Side Panel

Water Filter 4204490

White Side Panel

Grilles for 83" or 88" finished height (84" is standard)

Stainless Steel Pro Handles

Stainless Steel Tubular Handles

Built-In Louvered Grilles

Built-In Overlay or Flush Inset Grille Frames

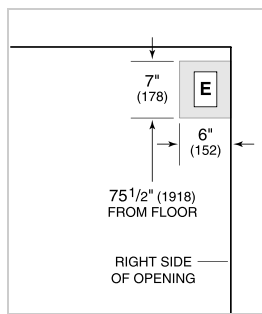
Accessories are available through an authorized dealer.
For local dealer information, visit subzero-wolf.com/locator.

Specifications are subject to change without notice. This information was generated on November 29, 2020. Verify specifications prior to finalizing your cabinetry/enclosures.

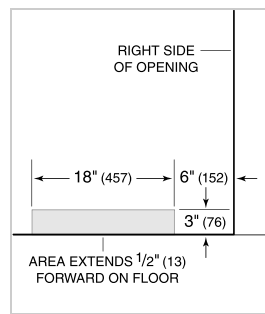
PRODUCT SPECIFICATIONS

Model	BI-48SD/O
Dimensions	48"W x 84"H x 24"D
Door Clearance	30"
Weight	656 lbs
Refrigerator Capacity	18.8 cu. ft.
Freezer Capacity	9.6 cu. ft.
Electrical Supply	115 VAC, 60 Hz
Electrical Service	15 amp dedicated circuit
Receptacle	3-prong grounding-type

ELECTRICAL



PLUMBING



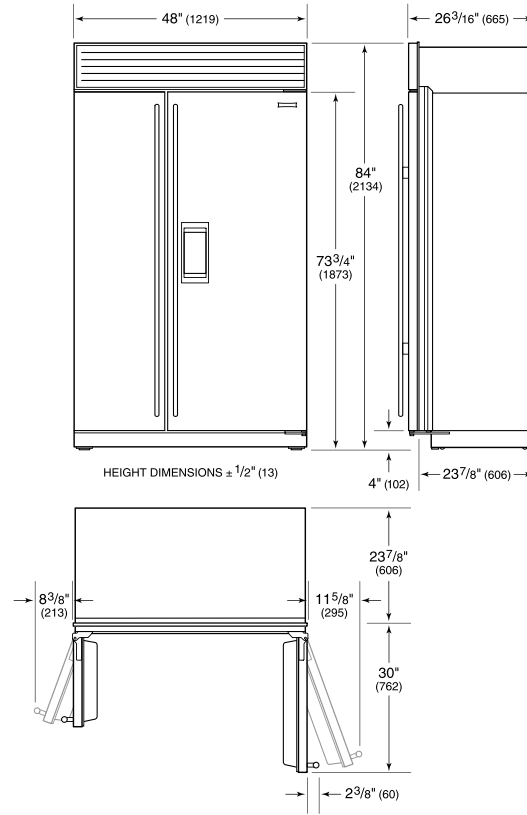
NOTE: Dimensions in parenthesis are in millimeters unless otherwise specified

INTERIOR VIEW

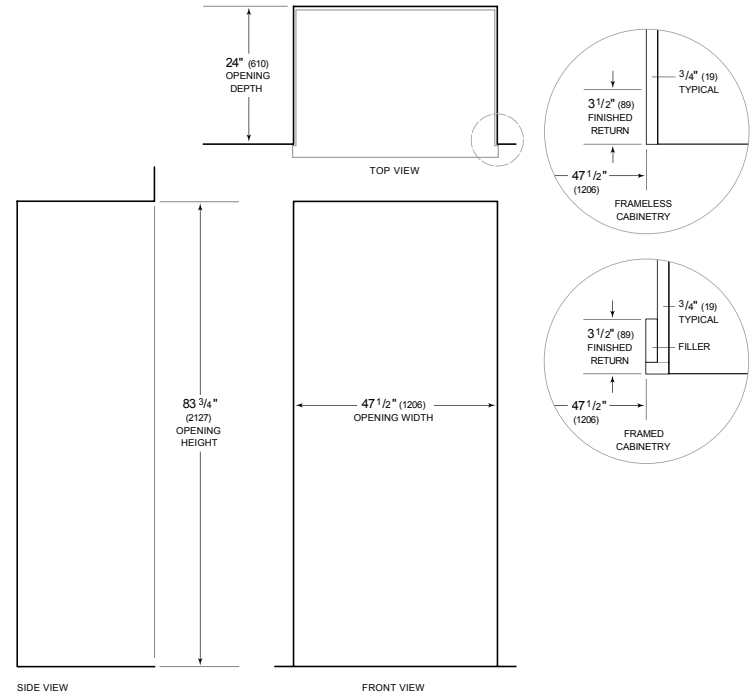


This illustration is intended for interior reference only and may not represent the exterior of the model being specified.

DIMENSIONS



STANDARD INSTALLATION



NOTE: 3 1/2" (89) finished returns will be visible and should be finished to match cabinetry. Shaded line represents profile of unit.