

IC-24C



## FEATURES

Rigorously tested to ensure decades of use

Exceptional support from Madison, WI-based Customer Care team

Ready to be fitted with custom panels and handles to blend with cabinetry

Air purification system fights spoilage, odors

Nano-coated spill-proof shelves for easy clean-up

Smart-touch controls for streamlined access to more settings

Dual refrigeration keeps food fresher longer

Refrigerator and freezer behind one door

Crisper drawer in low-temp, high-humidity zone for optimum freshness

## ACCESSORIES

42" Stainless Steel Kickplate

48" Stainless Steel Kickplate

54" Stainless Steel Kickplate

60" Stainless Steel Kickplate

Air Purification Cartridge

Dual Installation Kit Handle to Handle

Dual Installation Kit Hinge to Handle

Dual Installation Kit Hinge to Hinge

Egg Container

Press-to-Open - Left Hinge

Reduced Toekick Divider

Stainless Steel Door Panel with Pro Handle and 4" Toe Kick - LH

Stainless Steel Door Panel with Pro Handle and 4" Toe Kick - RH

Stainless Steel Door Panel with Pro Handle and 6" Toe Kick - LH

Stainless Steel Door Panel with Pro Handle and 6" Toe Kick - RH

Stainless Steel Door Panel with Tubular Handle and 4" Toe Kick - LH

Stainless Steel Door Panel with Tubular Handle and 4" Toe Kick - RH

Stainless Steel Door Panel with Tubular Handle and 6" Toe Kick - LH

Stainless Steel Door Panel with Tubular Handle and 6" Toe Kick - RH

Stainless Steel Side Panel

Stainless Steel Top Panel

Stainless Steel Tubular Handles

Stainless Steel Pro Handles

Accessories are available through an authorized dealer.  
For local dealer information, visit [subzero-wolf.com/locator](http://subzero-wolf.com/locator).



## HANDLE ACCESSORIES

PRO



TUBULAR



## PRODUCT DETAILS

### REFRIGERATOR

- Three adjustable glass shelves
- Crisper drawer with two adjustable dividers
- Two adjustable door shelves
- One stationary door shelf
- Adjustable dairy compartment

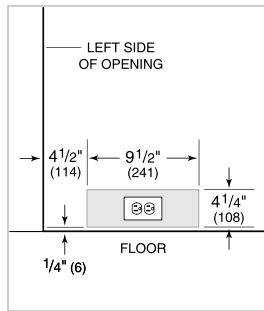
### FREEZER

- Two drawers

**PRODUCT SPECIFICATIONS**

Model	IC-24C
Dimensions	24"W x 84"H x 24"D
Door Clearance	22 1/2"
Weight	340 lbs
Refrigerator Capacity	8 cu. ft.
Freezer Capacity	3.1 cu. ft.
Electrical Supply	115 VAC, 60 Hz
Electrical Service	15 amp dedicated circuit
Receptacle	3-prong grounding-type

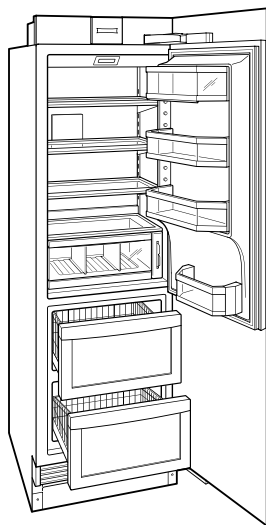
**ELECTRICAL**



**PANEL SPECIFICATIONS** For complete panels specifications including width/height, weight requirements and thickness requirements visit [subzero-wolf.com/reveal](http://subzero-wolf.com/reveal).

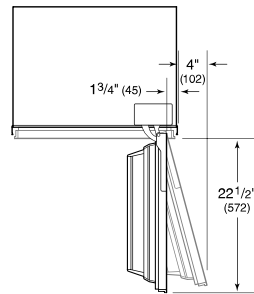
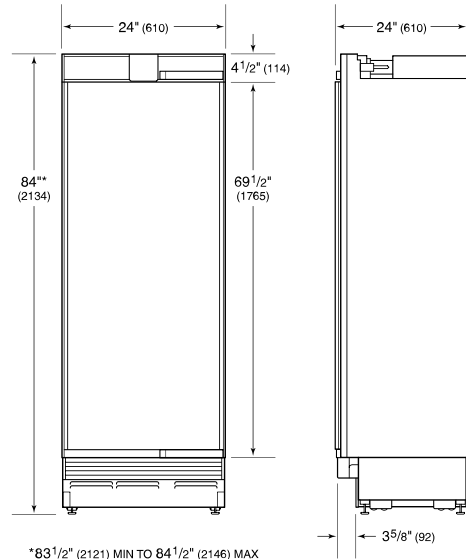
**NOTE:** Dimensions in parenthesis are in millimeters unless otherwise specified

**INTERIOR VIEW**

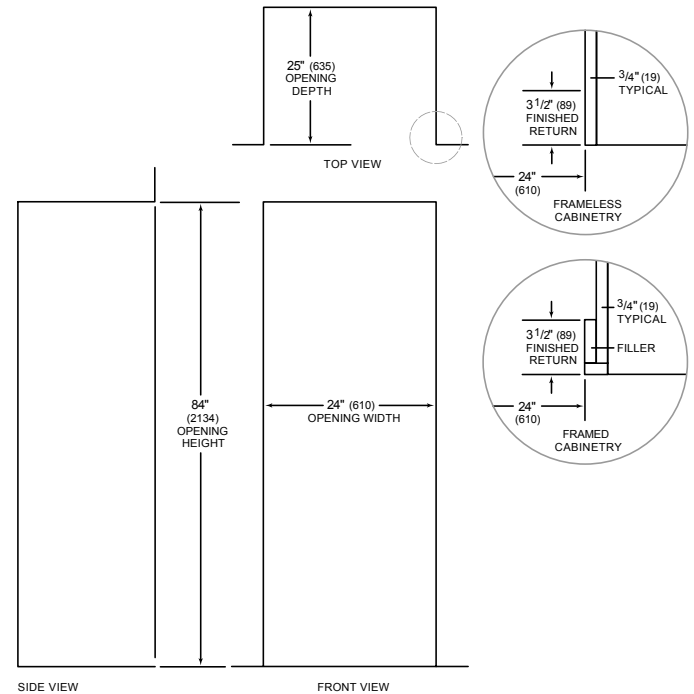


This illustration is intended for interior reference only and may not represent the exterior of the model being specified.

**DIMENSIONS**



**STANDARD INSTALLATION**



**NOTE:** 3 1/2" (89) finished returns will be visible and should be finished to match cabinetry