

IC-30R



## FEATURES

Rigorously tested to ensure decades of use

Exceptional support from Madison, WI-based Customer Care team

Ready to be fitted with custom panels and handles to blend with cabinetry

All-refrigerator storage solves capacity problems

Nano-coated spill-proof shelves for easy clean-up

Soft-close doors and drawers

Smart-touch controls for streamlined access to more settings

Soft-on LED lights for varying degrees of brightness

Uniform 84" height

## ACCESSORIES

48" Stainless Steel Kickplate

54" Stainless Steel Kickplate

60" Stainless Steel Kickplate

66" Stainless Steel Kickplate

Air Purification Cartridge

Dual Installation Kit Handle to Handle

Dual Installation Kit Hinge to Handle

Dual Installation Kit Hinge to Hinge

Egg Container

Press-to-Open - Left Hinge

Reduced Toekick Divider

Stainless Steel Door Panel with Pro Handle and 4" Toe Kick - LH

Stainless Steel Door Panel with Pro Handle and 4" Toe Kick - RH

Stainless Steel Door Panel with Pro Handle and 6" Toe Kick - LH

Stainless Steel Door Panel with Pro Handle and 6" Toe Kick - RH

Stainless Steel Door Panel with Tubular Handle 6" Toe Kick - RH

Stainless Steel Door Panel with Tubular Handle and 4" Toe Kick - RH

Stainless Steel Door Panel with Tubular Handle and 6" Toe Kick - LH

Stainless Steel Door Panel with Tubular Handle, Lock and 4" Toe Kick - LH

Stainless Steel Side Panel

Stainless Steel Top Panel

Stainless Steel Tubular Handles

Stainless Steel Pro Handles

Accessories are available through an authorized dealer.

For local dealer information, visit [subzero-wolf.com/locator](http://subzero-wolf.com/locator).



## HANDLE ACCESSORIES

PRO



TUBULAR



## PRODUCT DETAILS

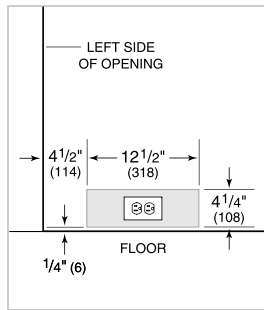
### REFRIGERATOR

- Three adjustable glass shelves
- Two crisper drawers with dividers
- Deli drawer with dividers
- Three adjustable door shelves
- Two stationary door shelves
- Adjustable dairy compartment
- Air purification system

**PRODUCT SPECIFICATIONS**

Model	IC-30R
Dimensions	30"W x 84"H x 24"D
Door Clearance	28 1/2"
Weight	400 lbs
Refrigerator Capacity	17.3 cu. ft.
Electrical Supply	115 VAC, 60 Hz
Electrical Service	15 amp dedicated circuit
Receptacle	3-prong grounding-type

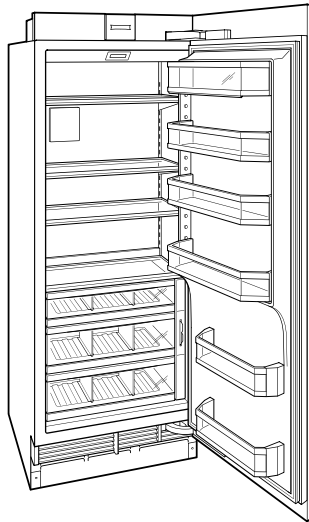
**ELECTRICAL**



**PANEL SPECIFICATIONS** For complete panels specifications including width/height, weight requirements and thickness requirements visit [subzero-wolf.com/reveal](http://subzero-wolf.com/reveal).

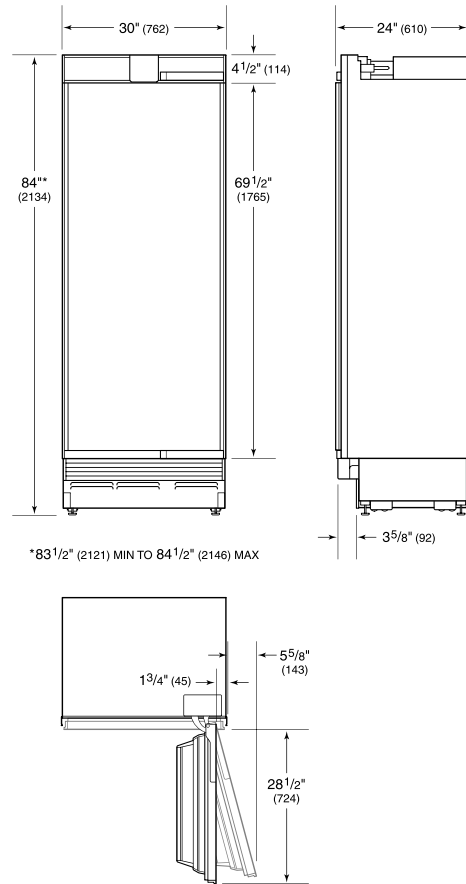
**NOTE:** Dimensions in parenthesis are in millimeters unless otherwise specified

**INTERIOR VIEW**

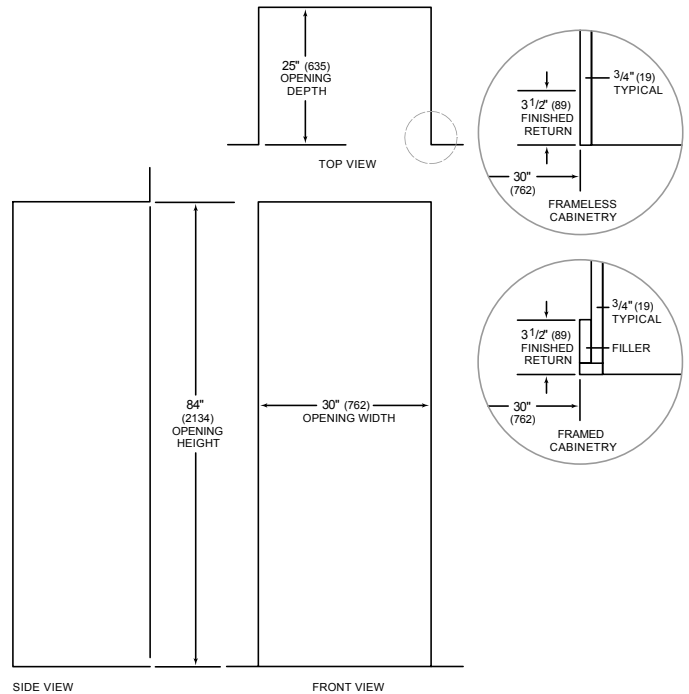


This illustration is intended for interior reference only and may not represent the exterior of the model being specified.

**DIMENSIONS**



**STANDARD INSTALLATION**



**NOTE:** 3 1/2" (89) finished returns will be visible and should be finished to match cabinetry