

DEC3650RID



FEATURES

Split Climate™ intelligent cooling system revolutionizes Sub-Zero's already-superior preservation capabilities, keeping food even fresher for longer

ClearSight™ LED lighting system fully illuminates the interior and reduces shadows

Sleek stainless accents trim the interior, matching the sophistication of the exterior

Easily customize settings—from lighting to humidity—with the tap of a finger via the conveniently accessible touch control panel

Night Mode optimizes the interior lighting based on the detected ambient light, reducing the brightness by 90% in dim environments

Lift the base of the flip-up dairy compartment to store taller items on the shelf below

Delivers fresh-tasting, filtered water through an internal dispenser located discreetly within the refrigerator

Position adjustable door shelves at various heights to accommodate assorted items

Nano coating lines the perimeter of each glass shelf to create a hydrophobic barrier that helps contain spills

The easily accessible NASA-inspired air purification system scrubs the air of ethylene and odour every 20 minutes

Wi-Fi enabled for convenient remote access using the Sub-Zero Group Owner's App

Sub-Zero offers an industry-leading full two-year warranty on appliances, along with a full five-year sealed system warranty

Accepts custom panels for an integrated look within cabinetry or stainless-steel accessory panels and handles to match other Sub-Zero, Wolf, and Cove products*

ACCESSORIES

Air Purification Cartridge

Egg Container

Reduced Toekick Divider

Stainless Steel Side Panel

Water Filter

Dual Installation Kits

Stainless Steel Dual Installation Kickplates

Stainless Steel Door Panels With Pro Handle

Stainless Steel Door Panels With Tubular Handle

Stainless Steel Pro and Tubular Handles

Accessories are available through an authorized dealer. For local dealer information, visit subzero-wolf.com/locator.



HANDLE ACCESSORIES

PRO



TUBULAR



PRODUCT DETAILS

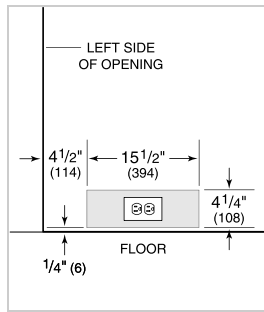
REFRIGERATOR

- LED refrigerator lights
- 4 glass refrigerator shelves (3 adjustable; 1 stationary)
- 4 soft-close crisper drawers with adjustable dividers
- 5 door bins (3 adjustable; 2 stationary)
- 1 flip-up dairy compartment
- Internal water dispenser

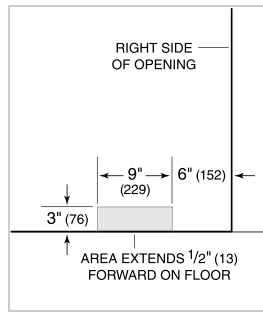
PRODUCT SPECIFICATIONS

Model	DEC3650RID
Dimensions	36"W x 84"H x 24"D
Refrigerator Capacity	21.7 cu. ft.
Weight	485 lbs
Electrical Supply	115 VAC, 60 Hz
Electrical Service	15 amp dedicated circuit
Plumbing Supply	1/4" OD copper, braided stainless steel or PEX tubing
Plumbing Pressure	35–120 psi

ELECTRICAL



PLUMBING

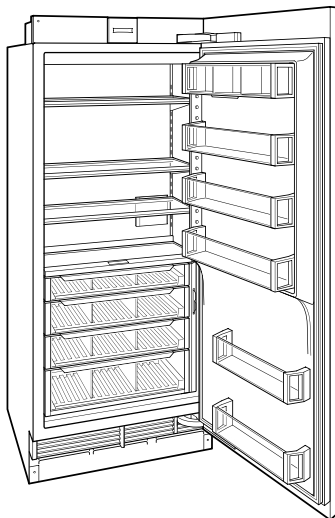


NOTE: The electrical outlet must be positioned with the grounding prong to the right of the thinner blades.

PANEL SPECIFICATIONS For complete panels specifications including width/height, weight requirements and thickness requirements visit subzero-wolf.com/reveal.

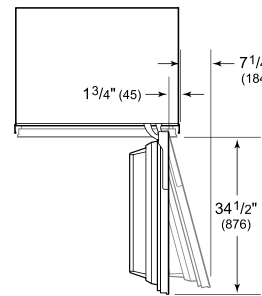
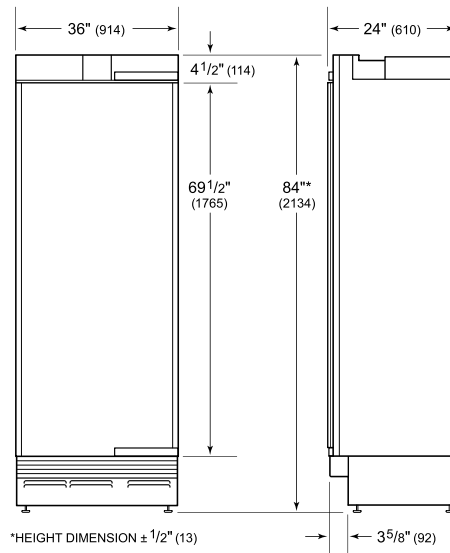
NOTE: Dimensions in parenthesis are in millimeters unless otherwise specified

INTERIOR VIEW

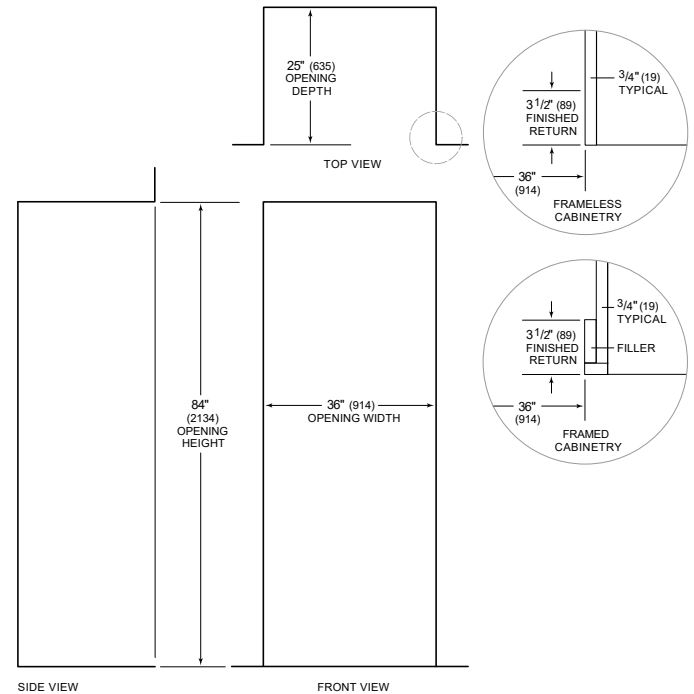


This illustration is intended for interior reference only and may not represent the exterior of the model being specified.

DIMENSIONS



STANDARD INSTALLATION



NOTE: 3 1/2" (89) finished returns will be visible and should be finished to match cabinetry