

ID-24FI



## FEATURES

Rigorously tested to ensure decades of use

Exceptional support from Madison, WI-based Customer Care team

Smart-touch controls for streamlined access to more settings

Ready to be fitted with custom panels and handles to blend with cabinetry

Soft-on LED lights for varying degrees of brightness

Soft-close doors and drawers

Automatic ice maker with "max ice" feature

## ACCESSORIES


Dual Installation Kit

Reduced Toekick Divider

Stainless Steel Pro Handles

Stainless Steel Tubular Handles

Accessories are available through an authorized dealer.  
For local dealer information, visit [subzero-wolf.com/locator](http://subzero-wolf.com/locator).



## HANDLE ACCESSORIES

PRO



TUBULAR



## PRODUCT DETAILS

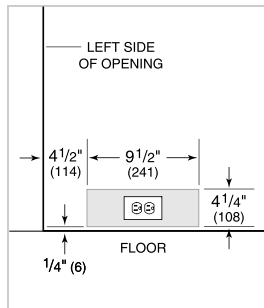
### FREEZER

- Adjustable drawer dividers
- Automatic ice maker
- Removable ice container

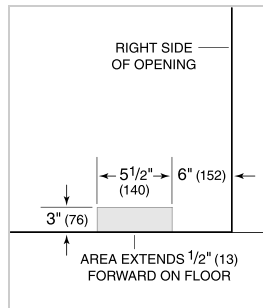
**PRODUCT SPECIFICATIONS**

Model	ID-24FI
Dimensions	24"W x 34 1/2"H x 24"D
Drawer Clearance	18 3/8"
Weight	170 lbs
Freezer Capacity	3.8 cu. ft.
Electrical Supply	115 VAC, 60 Hz
Electrical Service	15 amp dedicated circuit
Receptacle	3-prong grounding-type

**ELECTRICAL**



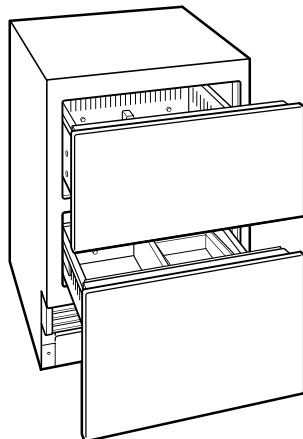
**PLUMBING**



**PANEL SPECIFICATIONS** For complete panels specifications including width/height, weight requirements and thickness requirements visit [subzero-wolf.com/reveal](http://subzero-wolf.com/reveal).

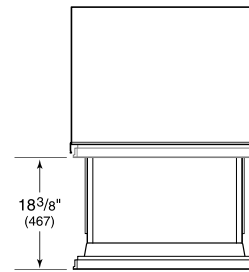
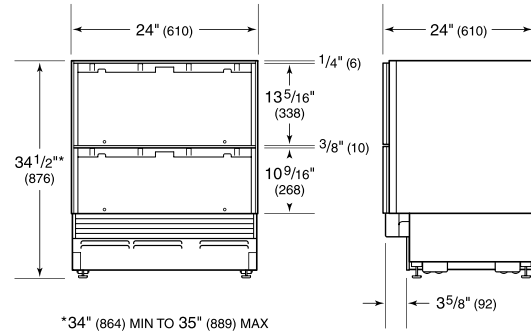
**NOTE:** Dimensions in parenthesis are in millimeters unless otherwise specified

**INTERIOR VIEW**

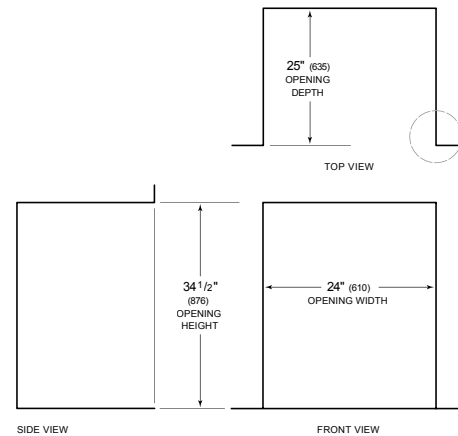


This illustration is intended for interior reference only and may not represent the exterior of the model being specified.

**DIMENSIONS**



**STANDARD INSTALLATION**



**NOTE:** 3 1/2" (89) finished returns will be visible and should be finished to match cabinetry

