

IT-30CI



## FEATURES

Rigorously tested to ensure decades of use

Exceptional support from Madison, WI-based Customer Care team

Ready to be fitted with custom panels and handles to blend with cabinetry

Over-and-under refrigerator/freezer storage

Nano-coated spill-proof shelves for easy clean-up

Dual refrigeration keeps food fresher longer

Air purification system fights spoilage, odors

Crispers and deli drawers in low-temp, high-humidity zones for optimum freshness

Automatic ice maker with "max ice" feature

Water-filtration system for ice reduces contaminants, chlorine taste and odor

## ACCESSORIES

30" Drawer Panels with Pro Handles

30" Drawer Panels with Tubular Handles

48" Stainless Steel Kickplate

54" Stainless Steel Kickplate

60" Stainless Steel Kickplate

66" Stainless Steel Kickplate

Air Purification Cartridge

Dual Installation Kit Handle to Handle

Dual Installation Kit Hinge to Handle

Dual Installation Kit Hinge to Hinge

Egg Container

Reduced Toekick Divider

Stainless Steel 30" Drawer Panels with Pro Handles

Stainless Steel 30" Drawer Panels with Tubular Handles

Stainless Steel Door Panel with Pro Handle - LH

Stainless Steel Door Panel with Pro Handle - RH

Stainless Steel Door Panel with Tubular Handle - LH

Stainless Steel Door Panel with Tubular Handle - RH

Stainless Steel Side Panel

Stainless Steel Top Panel

Water Filter 4204490

Stainless Steel Tubular Handles

Stainless Steel Pro Handles

Accessories are available through an authorized dealer.  
For local dealer information, visit [subzero-wolf.com/locator](http://subzero-wolf.com/locator).



## HANDLE ACCESSORIES

PRO



TUBULAR



## PRODUCT DETAILS

### REFRIGERATOR

- Three adjustable glass shelves
- One stationary shelf
- Crisper drawer with two adjustable dividers
- Adjustable dairy compartment
- Two adjustable door shelves
- One stationary door shelf

### FREEZER

- Three adjustable drawer dividers
- Removable ice container
- Automatic ice maker
- Air purification system

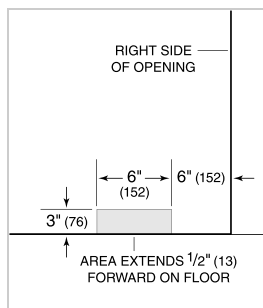
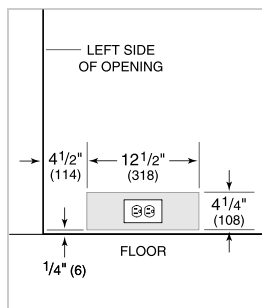


**PRODUCT SPECIFICATIONS**

Model	IT-30CI
Dimensions	30"W x 84"H x 24"D
Door Clearance	28 1/2"
Drawer Clearance	18 3/8"
Weight	400 lbs
Refrigerator Capacity	10.6 cu. ft.
Freezer Capacity	5 cu. ft.
Electrical Supply	115 VAC, 60 Hz
Electrical Service	15 amp dedicated circuit
Receptacle	3-prong grounding-type

**ELECTRICAL**


**PLUMBING**



**PANEL SPECIFICATIONS** For complete panels specifications including width/height, weight requirements and thickness requirements visit [subzero-wolf.com/reveal](http://subzero-wolf.com/reveal).

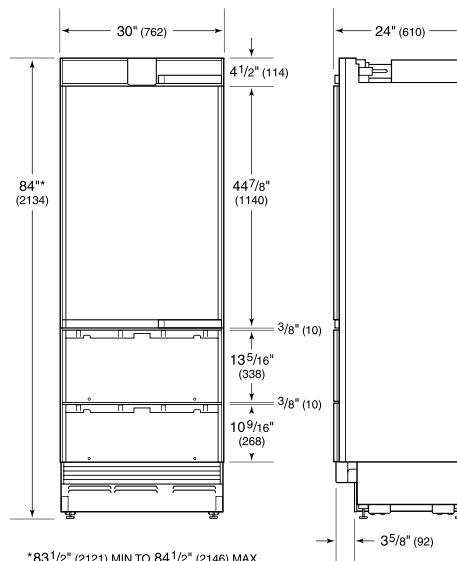
**NOTE:** Dimensions in parenthesis are in millimeters unless otherwise specified

**INTERIOR VIEW**

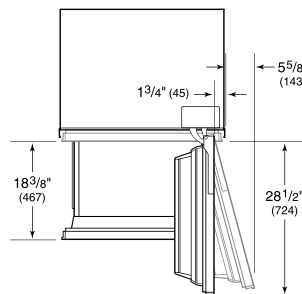


This illustration is intended for interior reference only and may not represent the exterior of the model being specified.

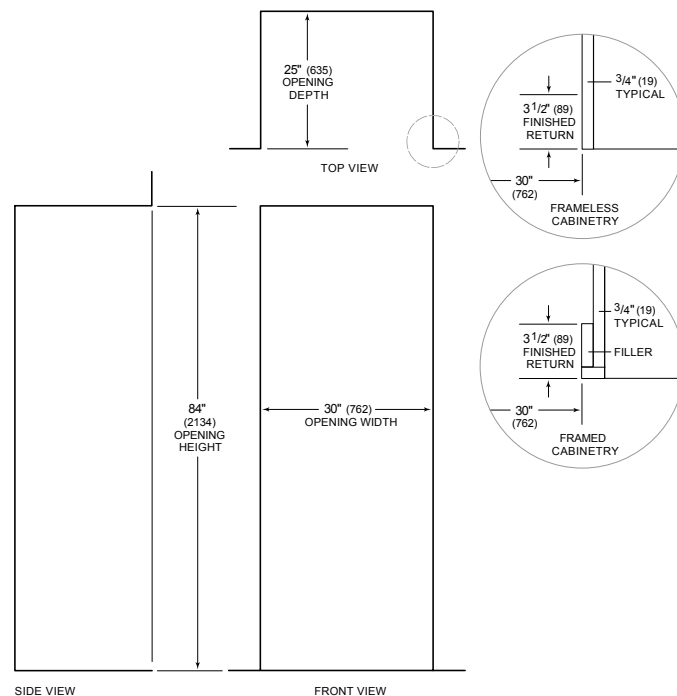
**DIMENSIONS**



\*83 1/2" (2121) MIN TO 84 1/2" (2146) MAX



**STANDARD INSTALLATION**



SIDE VIEW

FRONT VIEW

NOTE: 3 1/2" (89) finished returns will be visible and should be finished to match cabinetry