

424G/S



FEATURES

Shelves store 750 ml bottles, half bottles and magnums

UV-resistant glass door protects against premature wine aging

Two independent temperature zones hold reds and whites at proper serving temperature

Discreet interior lighting

Smooth roller-glide shelves for access without agitating wine

Illuminated touch control panel

Star-K compliant with installation of a harness kit.

ACCESSORIES

Dual Installation Kit

Undercounter Black Dual Kickplate

Undercounter Door Lock Kit

Undercounter Dual Lock Kit

Undercounter Silver Dual Kickplate

Undercounter Silver Kickplate

Undercounter Solid Overlay Door

Solid overlay door

Accessories are available through an authorized dealer.
For local dealer information, visit subzero-wolf.com/locator.



HANDLE OPTIONS

PRO



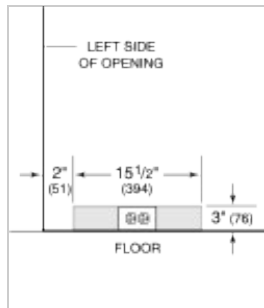
TUBULAR



PRODUCT SPECIFICATIONS

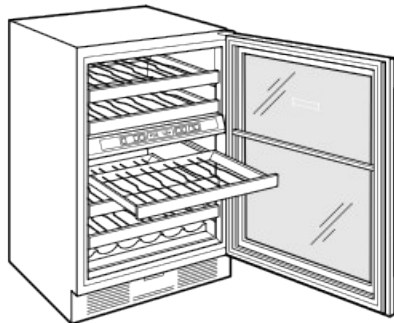
Model	424G/S
Dimensions	23 7/8"W x 34"H x 24"D
Door Clearance	25 3/8"
Weight	195 lbs
Electrical Supply	115 VAC, 60 Hz
Electrical Service	15 amp dedicated circuit
Wine Storage Capacity	46 Bottles
Receptacle	3-prong grounding-type

ELECTRICAL



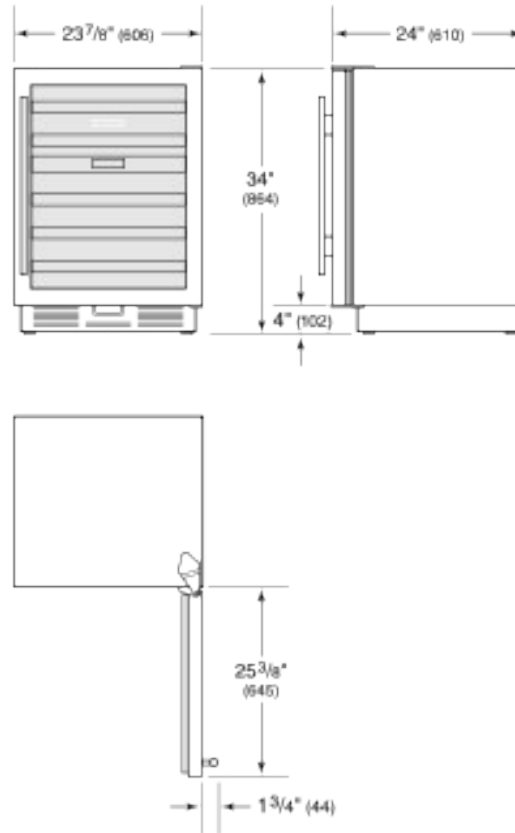
NOTE: Dimensions in parenthesis are in millimeters unless otherwise specified

INTERIOR VIEW

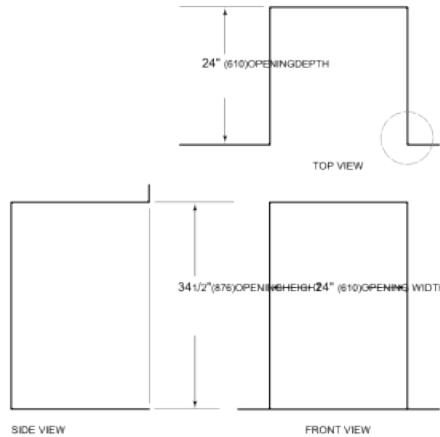


This illustration is intended for interior reference only and may not represent the exterior of the model being specified.

DIMENSIONS



STANDARD INSTALLATION



NOTE: 3/2" (89) finished returns will be visible and should be finished to match cabinetry.

