

CSO2450CM/S

FEATURES

Elegant modern aesthetics

New, contemporary styling

Features both plumbed and non-plumbed options

Sleek Full-color LCD Touchscreen

Save up to 50 personalized favorite recipe presets.

11 Cooking Modes

1750-watt recessed broil element

1.7 cubic-foot interior

Three full-extension rack positions and one standard position

Temperature Probe

Large 40-fluid ounce water tank

ACCESSORIES

Broiler Rack

Descaling Solution

Perforated Pan - 12 3/4" x 1 1/2" x 7"

Perforated Pan - 17 3/4" x 1 1/4" x 15"

Porcelain Steam Enameled Broil Pan

Solid Pan - 12 3/4" x 1 1/2" x 7"

Solid Pan - 17 3/4" x 1 1/4" x 15"

Standard Oven Rack

Temperature Probe

Accessories available through an authorized dealer.

For local dealer information, visit subzero-wolf.com/locator.

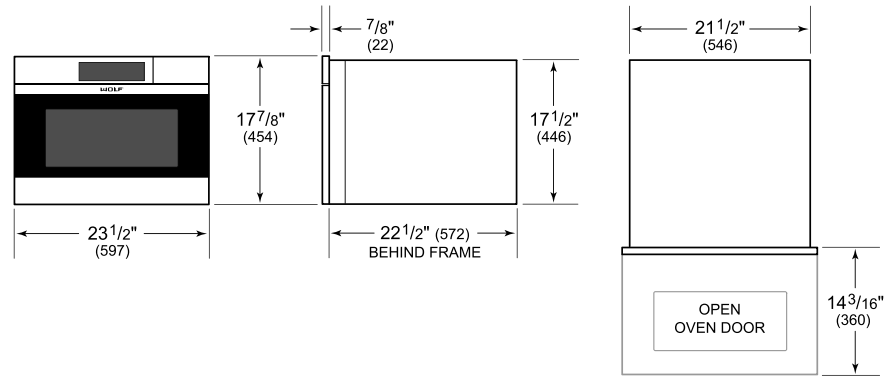




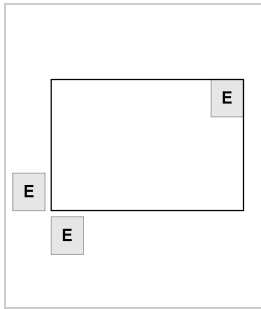
PRODUCT SPECIFICATIONS

| | |
|--------------------------|--------------------------------|
| Model | CSO2450CM/S |
| Dimensions | 23 1/2"W x 17 7/8"H x 22 1/2"D |
| Oven Interior Dimensions | 17 1/2"W x 10 3/4"H x 15 1/8"D |
| Overall Capacity | 1.7 cu. ft. |
| Usable Capacity | 1.2 cu. ft. |
| Door Clearance | 14 3/16" |
| Weight | 91 lbs |
| Electrical Supply | 240/208 VAC, 60 Hz |
| Electrical Service | 20 amp dedicated circuit |
| Conduit Length | 4 Feet |

DIMENSIONS

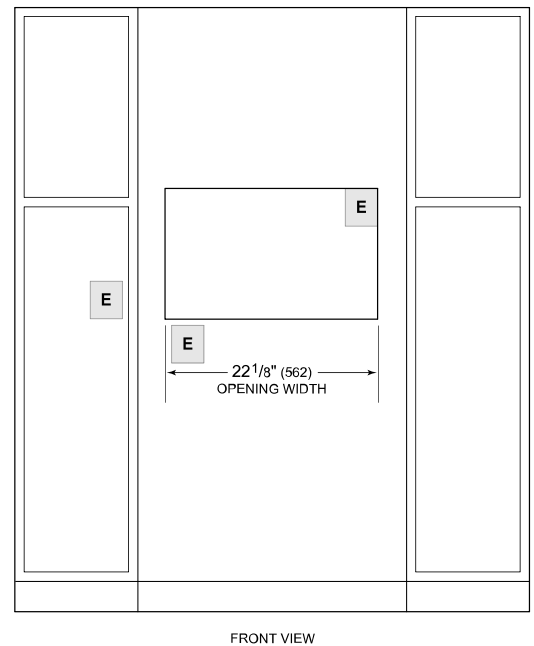
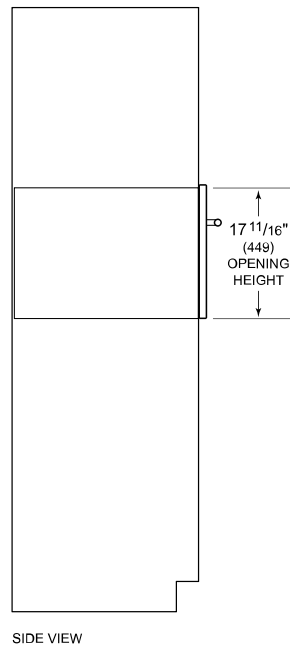
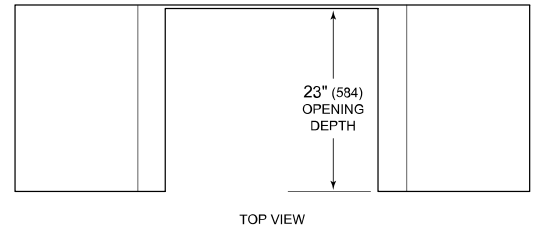


ELECTRICAL



NOTE: Dimensions in parenthesis are in millimeters unless otherwise specified

STANDARD INSTALLATION



NOTE: Location of electrical supply within opening may require additional cabinet depth.