

**CSOP2450CM/S**

**FEATURES**

Elegant modern aesthetics

New, contemporary styling

Features both plumbed and non-plumbed options

Sleek Full-color LCD Touchscreen

Save up to 50 personalized favorite recipe presets.

11 Cooking Modes

1750-watt recessed broil element

1.7 cubic-foot interior

Three full-extension rack positions and one standard position

Large 40-fluid ounce water tank

Temperature Probe

**ACCESSORIES**

Broiler Rack

Descaling Solution

Perforated Pan - 12 3/4" x 1 1/2" x 7"

Perforated Pan - 17 3/4" x 1 1/4" x 15"

Porcelain Steam Enameled Broil Pan

Solid Pan - 12 3/4" x 1 1/2" x 7"

Solid Pan - 17 3/4" x 1 1/4" x 15"

Standard Oven Rack

Temperature Probe

Accessories available through an authorized dealer.

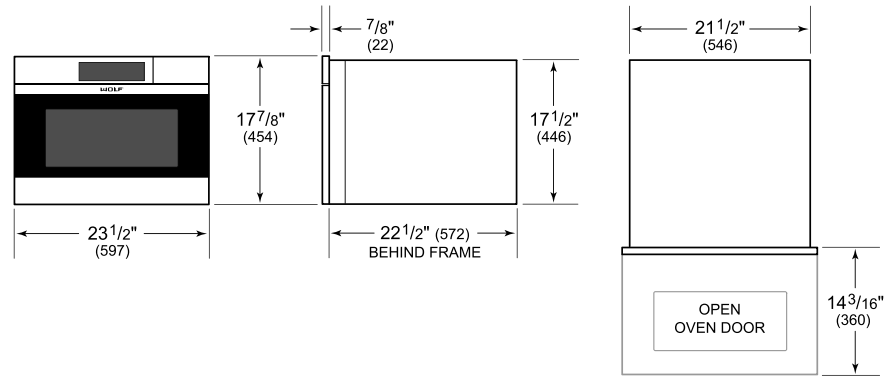
For local dealer information, visit [subzero-wolf.com/locator](https://www.subzero-wolf.com/locator).



**PRODUCT SPECIFICATIONS**

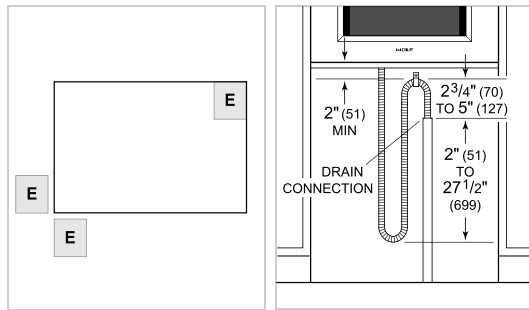
Model	CSOP2450CM/S
Dimensions	23 1/2"W x 17 7/8"H x 22 1/2"D
Oven Interior Dimensions	17 1/2"W x 10 3/4"H x 15 1/8"D
Overall Capacity	1.7 cu. ft.
Usable Capacity	1.2 cu. ft.
Door Clearance	14 3/16"
Weight	91 lbs
Electrical Supply	240/208 VAC, 60 Hz
Electrical Service	20 amp dedicated circuit
Plumbing Supply	6.5' (2 m) braided tubing with 3/8" female compression fitting
Plumbing Pressure	15–145 psi
Conduit Length	4 Feet

**DIMENSIONS**



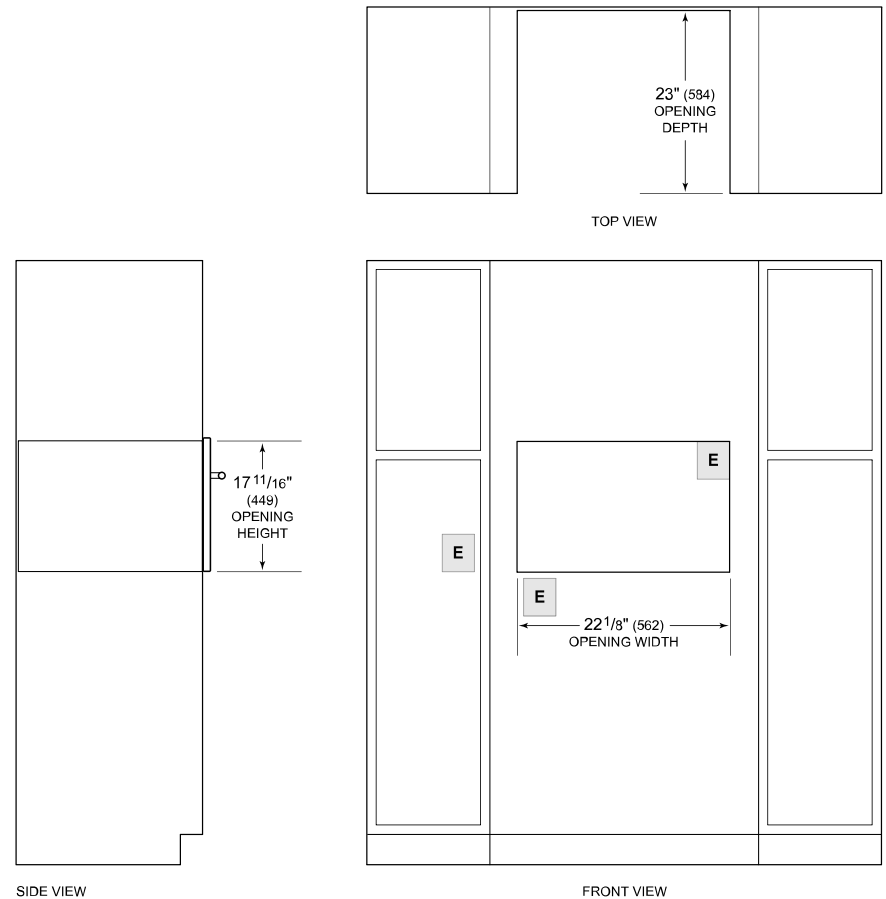
**ELECTRICAL**

**PLUMBING**



**NOTE:** Dimensions in parenthesis are in millimeters unless otherwise specified

**STANDARD INSTALLATION**



**NOTE:** Location of electrical supply within opening may require additional cabinet depth.