

CSOP2450TE/S/T**FEATURES**

Elegant modern aesthetics

Features both plumbed and non-plumbed options

Sleek Full-color LCD Touchscreen

Save up to 50 personalized favorite recipe presets.

11 Cooking Modes

1750-watt recessed broil element

1.7 cubic-foot interior

Three full-extension rack positions and one standard position

Large 40-fluid ounce water tank

The temperature probe alerts you when your dish has reached the desired temperature

ACCESSORIES

Broiler Rack

Descaling Solution

Perforated Pan - 12 3/4" x 1 1/2" x 7"

Perforated Pan - 17 3/4" x 1 1/4" x 15"

Porcelain Steam Enameled Broil Pan

Pro Handle

Solid Pan - 12 3/4" x 1 1/2" x 7"

Solid Pan - 17 3/4" x 1 1/4" x 15"

Standard Oven Rack

Temperature Probe

Accessories available through an authorized dealer.

For local dealer information, visit subzero-wolf.com/locator.

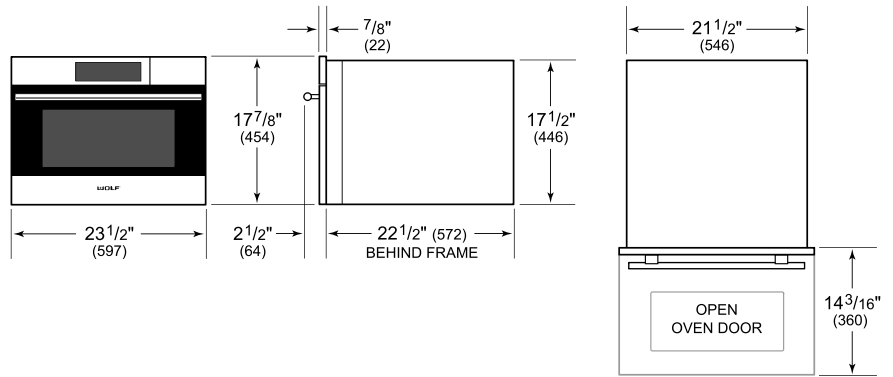




PRODUCT SPECIFICATIONS

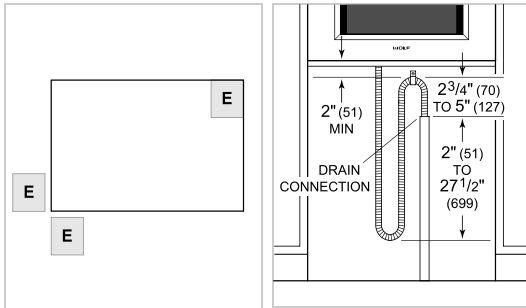
Model	CSOP2450TE/S/T
Dimensions	23 1/2"W x 17 7/8"H x 22 1/2"D
Oven Interior Dimensions	17 1/2"W x 10 3/4"H x 15 1/8"D
Overall Capacity	1.7 cu. ft.
Usable Capacity	1.2 cu. ft.
Door Clearance	14 3/16"
Weight	91 lbs
Electrical Supply	240/208 VAC, 60 Hz
Electrical Service	20 amp dedicated circuit
Plumbing Supply	6.5' (2 m) braided tubing with 3/8" female compression fitting
Plumbing Pressure	15–145 psi
Conduit Length	4 Feet

DIMENSIONS



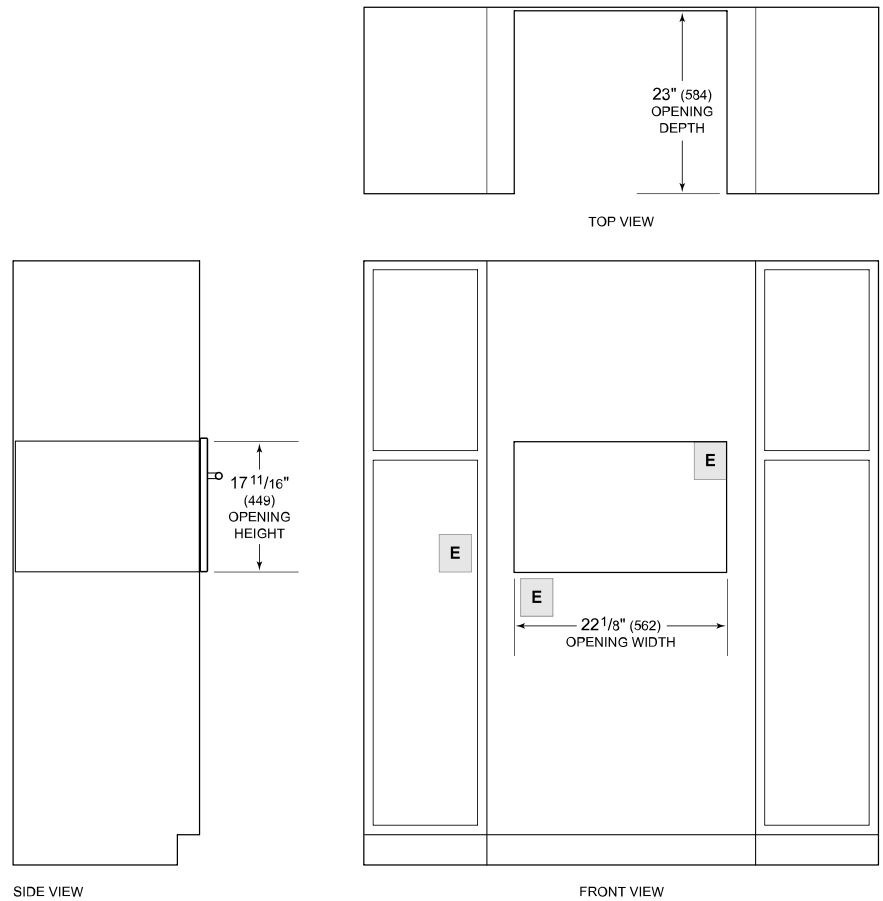
ELECTRICAL

PLUMBING



NOTE: Dimensions in parenthesis are in millimeters unless otherwise specified

STANDARD INSTALLATION



NOTE: Location of electrical supply within opening may require additional cabinet depth.