

DF48850/S/P



FEATURES

Make a statement with your choice of range colours and finishes for your Wolf Dual Fuel Range—classic stainless or new powder-coated black or white

Wolf's Dual VertiFlow™ convection system provides reliably even heat, reduces hot and cold spots, and enables consistent multi-rack cooking

Burners produce up to 20,000 Btu for fast boils and intense sears and as low as 300 Btu for true simmers and melts

Take the guesswork out of cooking with 10 chef-created cooking modes, including Bake, Broil, Convection, Convection Roast, Dehydrate, Gourmet, Proof, Roast, Stone, and Warm

The full-colour touchscreen is intuitive and easy to read, discreetly hiding away when not in use

LED backlit control bezels illuminate when in use, indicating which burners are active

Control your oven from wherever you are using our convenient Owner's App—remotely preheat, adjust temperatures, select modes, and more

ACCESSORIES

18" Black Accessory Door Kit

18" White Accessory Door Kit

2-Burner Wok Grate

30" Black Accessory Door Kit

30" Multifunction Pan

30" Premier Baking Sheet

30" White Accessory Door Kit

48" and 60" Dual Fuel Brushed Brass Bezel Kit

Bake Stone Kit

Ball-Bearing Oven Racks

Broiler Pan and Rack Sets

Dehydration Rack Sets

Standard Oven Racks

Temperature Probe

Accessories available through an authorized dealer.


For local dealer information, visit subzero-wolf.com/locator.



KNOB OPTIONS



TOP CONFIGURATION



RANGETOP SPECIFICATIONS

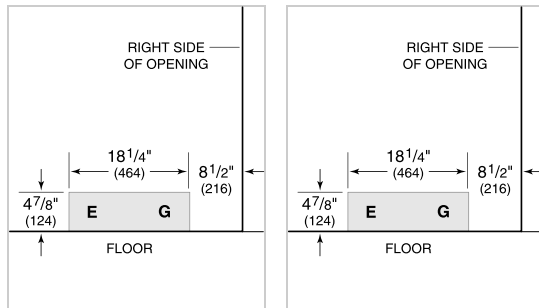
- 1 - 9,200 Btu burner
- 3 - 15,000 Btu burners
- 3 - 18,000 Btu burners
- 1 - 20,000 Btu burner

PRODUCT SPECIFICATIONS

Model	DF48850/S/P
Dimensions	47 7/8"W x 36 1/2"H x 29 1/2"D
Oven 1 Interior Dimensions	25 1/4"W x 17 1/2"H x 20"D
Oven 2 Interior Dimensions	13 1/4"W x 17 1/2"H x 19 3/4"D
Oven 1 Usable Capacity	1.8 cu. ft.
Oven 1 Overall Capacity	2.7 cu. ft.
Oven 2 Usable Capacity	3.2 cu. ft.
Oven 2 Overall Capacity	5.1 cu. ft.
Door Clearance	21"
Electrical Supply	240/208 VAC, 60 Hz
Electrical Service	50 amp dedicated circuit
Gas Supply	3/4" ID line
Gas Inlet	1/2" NPT

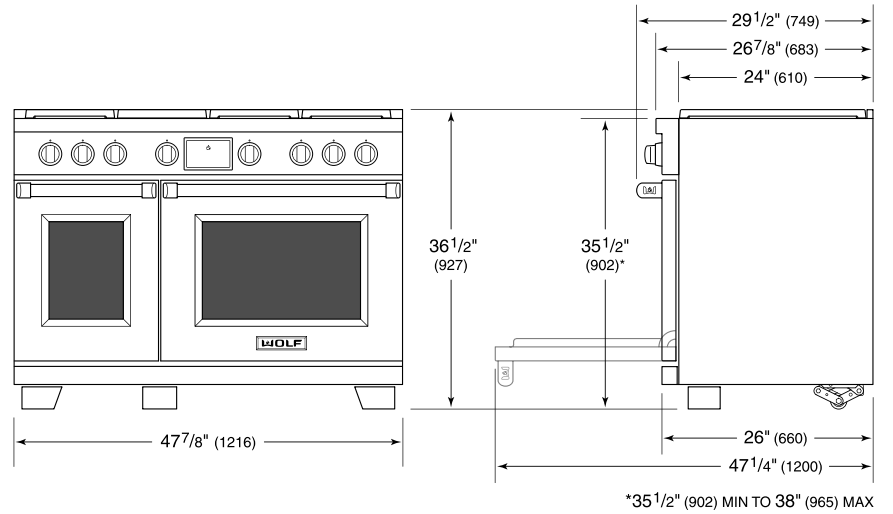
ELECTRICAL

GAS

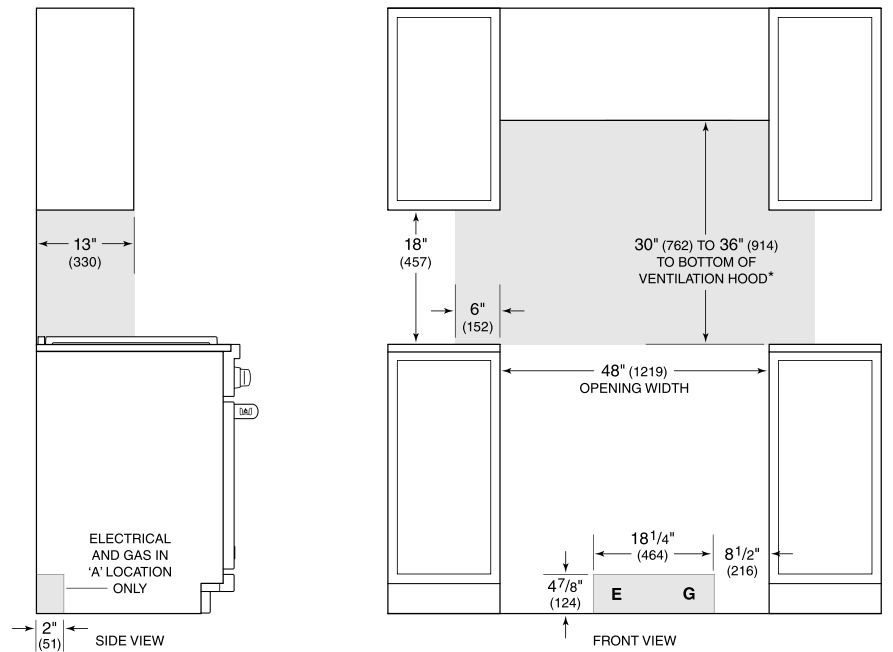


NOTE: Dimensions in parenthesis are in millimeters unless otherwise specified

DIMENSIONS



STANDARD INSTALLATION



**Without ventilation hood, 36" (914) minimum clearance countertop to combustible materials, 44" (1118) for charbroiler.*

NOTE: Shaded area above countertop indicates minimum clearance to combustible surfaces, combustible materials cannot be located within this area.

For island installation, 12" (305) minimum clearance back of range to combustible rear wall above countertop.