

DO3050PE/S/P



FEATURES

Wolf's dual convection system—featured in the upper oven cavity—provides reliably even heat, reduces hot and cold spots, and enables consistent multi-rack cooking

Enjoy the extra space and versatility of the conventional lower oven

Take the guesswork out of cooking with 10 chef-created cooking modes, including Bake, Broil, Convection, Convection Roast, Dehydrate, Gourmet, Proof, Roast, Stone, and Warm

Gourmet Mode, featured in the upper oven, offers nearly 50 presets to automatically cook a delicious set of impressive dishes

The large full-color touchscreen and stainless touch controls are intuitive and easy-to-read

The temperature probe alerts you when your dish has reached the desired temperature

The oven offers self-clean, delayed start, timed cook, and Sabbath features

Control your oven from wherever you are using our convenient Owner's App—remotely preheat, adjust temperatures, select modes, and more

Coordinates with other Sub-Zero, Wolf, and Cove appliances to create a cohesive look in your kitchen

Get the most out of your oven with tips and recipes from the Mastering the E Series Oven guide

ACCESSORIES

30" Broiler Pan

30" Premier Baking Sheet

30" Standard Oven Rack

Bake Stone Kit

Dehydration Kit

Full-Extension Ball-Bearing Rack

Standard Oven Rack

Temperature Probe

Accessories available through an authorized dealer.

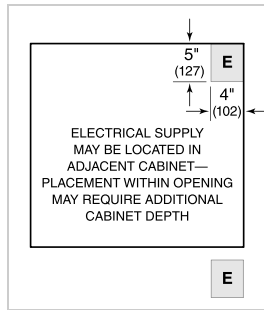
For local dealer information, visit subzero-wolf.com/locator.



PRODUCT SPECIFICATIONS

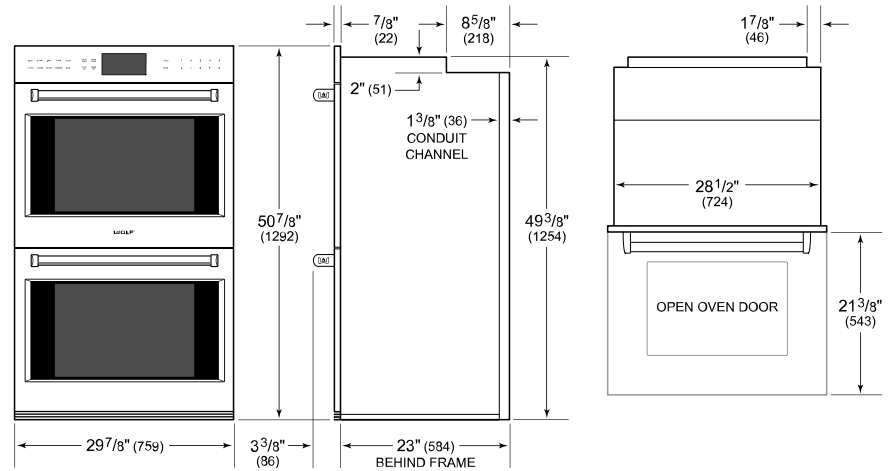
Model	DO3050PE/S/P
Dimensions	29 7/8"W x 50 7/8"H x 23"D
Oven 1 Interior Dimensions	25 1/4"W x 17 1/2"H x 18 1/2"D
Oven 2 Interior Dimensions	25 1/4"W x 17 1/2"H x 18 1/2"D
Overall Capacity	4.7 cu. ft.
Usable Capacity	3.1 cu. ft.
Door Clearance	21 3/8"
Weight	446 lbs
Electrical Supply	240/208 VAC, 60 Hz
Electrical Service	50 amp dedicated circuit
Conduit Length	5 Feet

ELECTRICAL

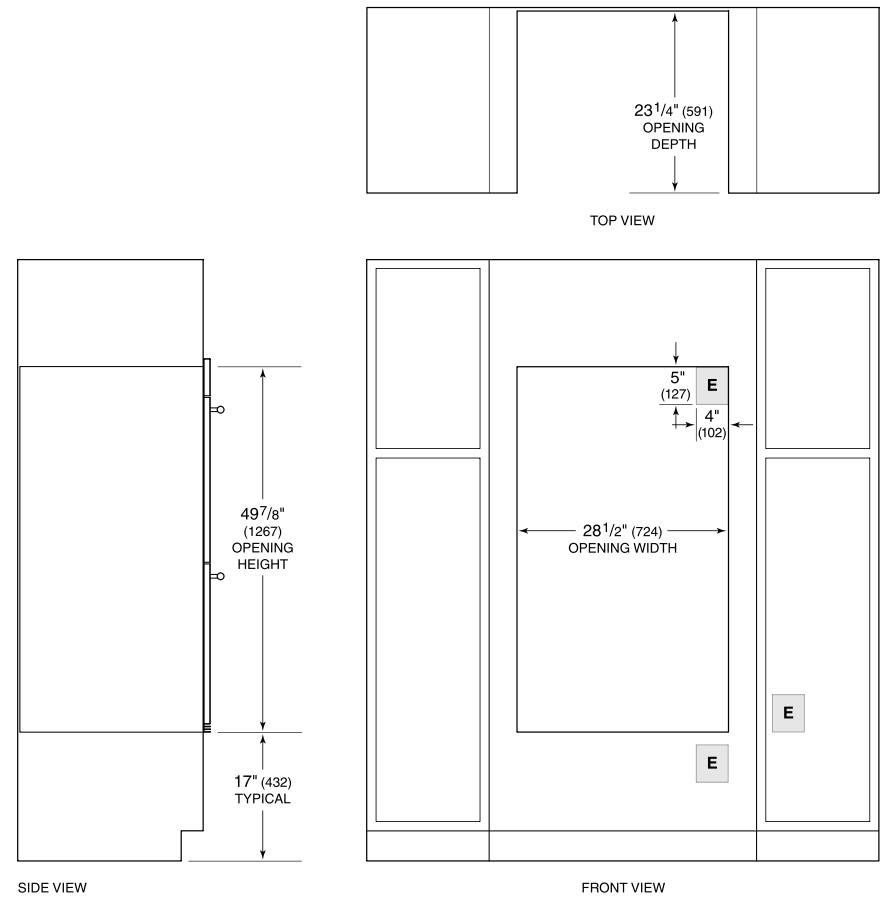


NOTE: Dimensions in parenthesis are in millimeters unless otherwise specified

DIMENSIONS



STANDARD INSTALLATION



NOTE: Location of electrical supply within opening may require additional cabinet depth.