

DO30PE/S/PH

FEATURES

- 10 cooking modes make meals easy
- Three adjustable oven racks
- Cobalt blue porcelain interior
- Self clean, delayed start, timed cook, Sabbath mode and more
- Installs flush with surrounding cabinetry
- Dual convection oven for faster, more consistent cooking
- Temperature probe cooks to ideal doneness and lets you know when it's ready
- Rigorously tested in our U.S. manufacturing facilities for decades of use
- Exceptional 24/7 support from our Customer Care team in Madison
- Hidden bake element and recessed broil element

ACCESSORIES

- 30" Bake Stone Kit
- 30" Broiler Pan
- Dehydration Kit
- Full-Extension Ball Bearing Rack
- Premier Baking Sheet
- Standard Oven Rack
- Temperature Probe

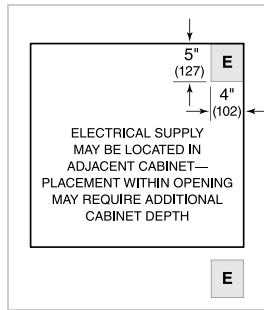
Accessories available through an authorized dealer.
For local dealer information, visit subzero-wolf.com/locator.



PRODUCT SPECIFICATIONS

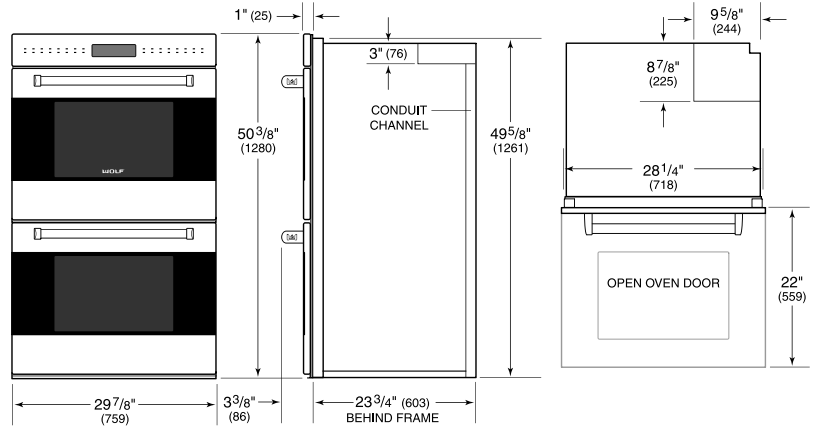
Model	DO30PE/S/PH
Dimensions	29 7/8"W x 50 3/8"H x 23 3/4"D
Oven 1 Interior Dimensions	25"W x 16 1/2"H x 19"D
Oven 2 Interior Dimensions	25"W x 16 1/2"H x 19"D
Overall Capacity	4.5 cu. ft.
Usable Capacity	2.8 cu. ft.
Door Clearance	22"
Weight	466 lbs
Electrical Supply	240/208 VAC, 60 Hz
Electrical Service	50 amp dedicated circuit
Conduit Length	5 Feet

ELECTRICAL

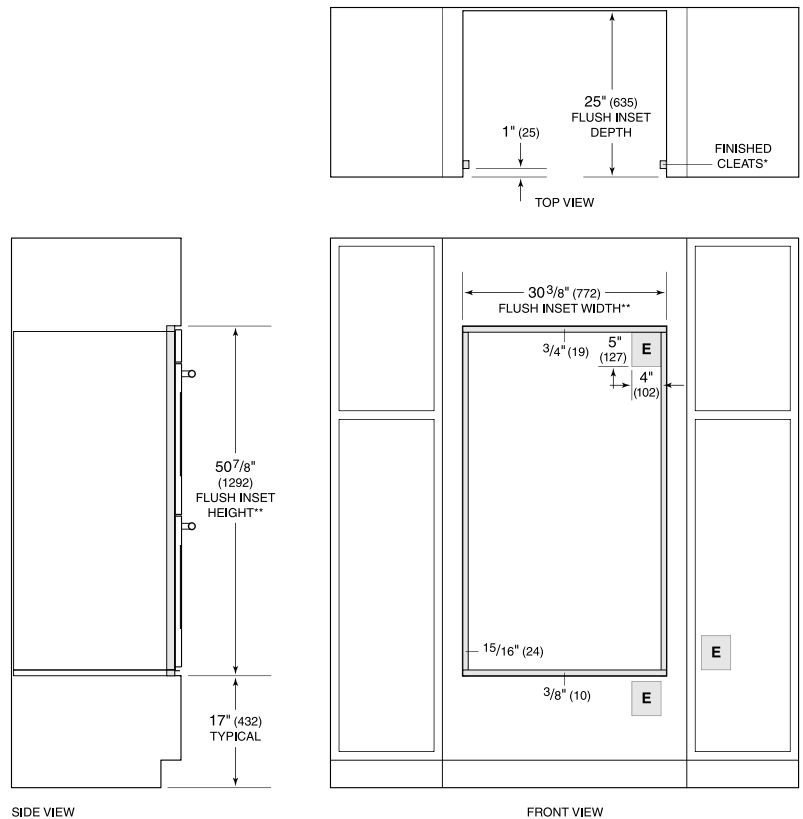


NOTE: Dimensions in parenthesis are in millimeters unless otherwise specified

DIMENSIONS



FLUSH INSTALLATION



SIDE VIEW

FRONT VIEW

*Will be visible and should be finished to match cabinetry.
 **Dimension provides minimum reveals.

NOTE: Location of electrical supply within opening may require additional cabinet depth.