

SO30CE/B/TH



FEATURES

- 10 cooking modes make meals easy
- Three adjustable oven racks
- Cobalt blue porcelain interior
- Self clean, delayed start, timed cook, Sabbath mode and more
- Installs flush with surrounding cabinetry
- Dual convection oven for faster, more consistent cooking
- Temperature probe cooks to ideal doneness and lets you know when it's ready
- Rigorously tested for decades of use
- Exceptional support from our Customer Care team in Madison
- Hidden bake element and recessed broil element

ACCESSORIES

- 30" Bake Stone Kit
- 30" Broiler Pan
- Dehydration Kit
- Full-Extension Ball Bearing Rack
- Premier Baking Sheet
- Standard Oven Rack
- Temperature Probe

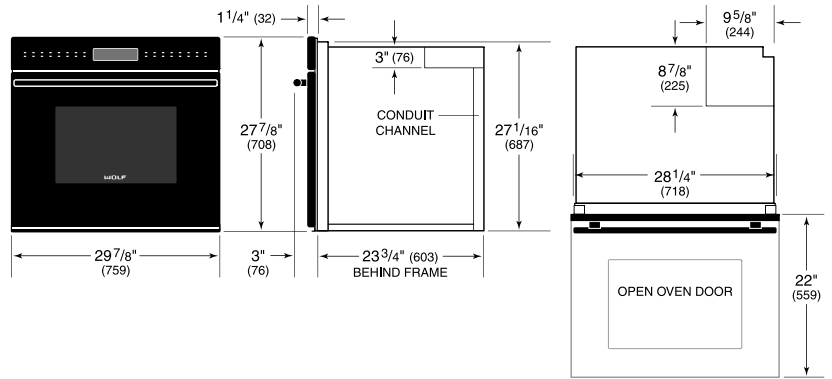
Accessories available through an authorized dealer.
For local dealer information, visit subzero-wolf.com/locator.



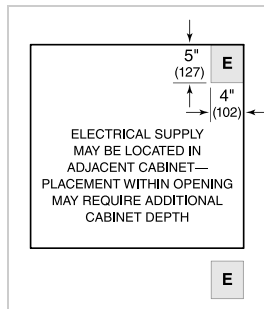
PRODUCT SPECIFICATIONS

Model	SO30CE/B/TH
Dimensions	29 7/8"W x 27 7/8"H x 23 3/4"D
Oven 1 Interior Dimensions	25"W x 16 1/2"H x 19"D
Overall Capacity	4.5 cu. ft.
Usable Capacity	2.8 cu. ft.
Door Clearance	22"
Weight	273 lbs
Electrical Supply	240/208 VAC, 60 Hz
Electrical Service	30 amp dedicated circuit
Conduit Length	4 Feet

DIMENSIONS

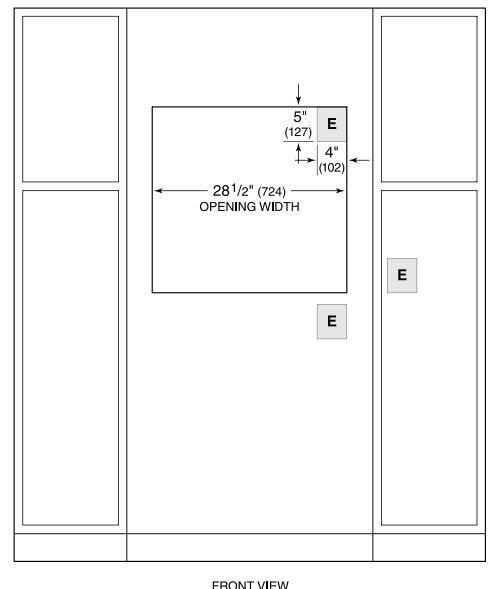
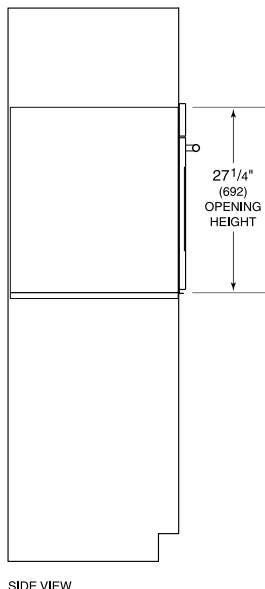
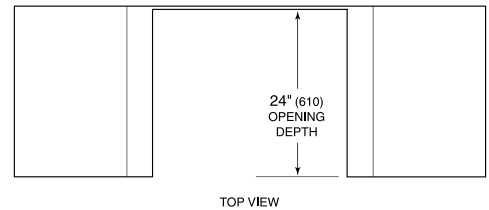


ELECTRICAL



NOTE: Dimensions in parenthesis are in millimeters unless otherwise specified

STANDARD INSTALLATION



SIDE VIEW

FRONT VIEW

NOTE: Location of electrical supply within opening may require additional cabinet depth.