

## CG365P/S

### FEATURES

Rigorously tested for decades of use

Exceptional support from our Customer Care team in Madison

Spark ignition system re-ignites if flame goes out

Lower tier of dual-stacked burner lets you simmer and melt

Easy-clean seamless burner pan

Signature red, black, brushed stainless, brushed brass, or brushed grey knobs

Continuous cast-iron grates for easy movement of pots and pans

Dual-stacked burners go from 18,000 Btu down to a mere breath of flame

### ACCESSORIES

2-Burner Wok Grate

36" Professional Gas Cooktop Black Knob Kit

36" Professional Gas Cooktop Brushed Brass Knob Kit

36" Professional Gas Cooktop Brushed Gray Knob Kit

36" Professional Gas Cooktop Brushed Stainless Knob Kit

36" Professional Gas Cooktop Red Knob Kit

36" Transitional Grate Set

High altitude conversion kit

Accessories available through an authorized dealer.  
For local dealer information, visit [subzero-wolf.com/locator](https://subzero-wolf.com/locator).



### KNOB OPTIONS



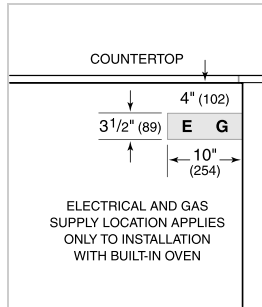
### COOKTOP SPECIFICATIONS

- 3 - 9,200 Btu Burner
- 1 - 12,000 Btu Burner
- 1 - 18,000 Btu Burner

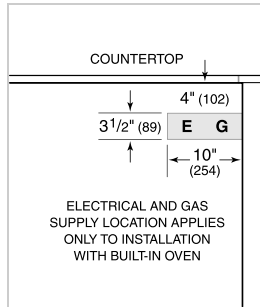
**PRODUCT SPECIFICATIONS**

Model	CG365P/S
Dimensions	36"W x 4"H x 21"D
Weight	67 lbs
Electrical Supply	120 VAC, 60 Hz
Electrical Service	15 amp dedicated circuit
Gas Supply	3/4" ID line
Gas Inlet	1/2" NPT female

**ELECTRICAL**

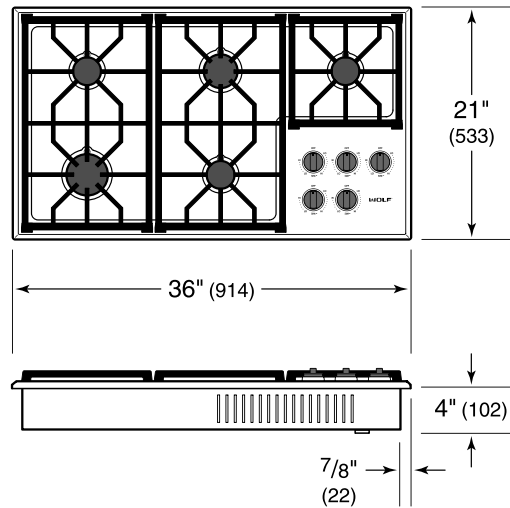


**GAS**

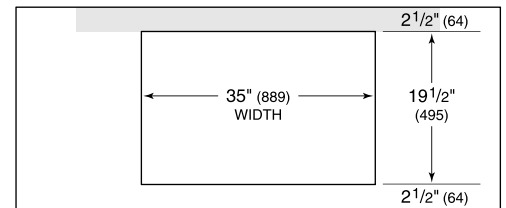


**NOTE:** Dimensions in parenthesis are in millimeters unless otherwise specified

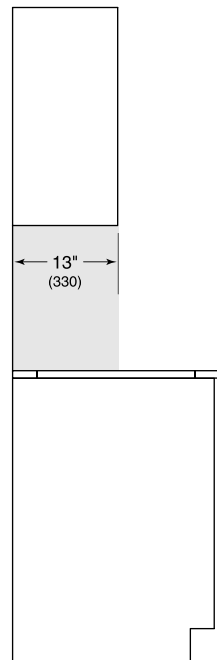
**DIMENSIONS**



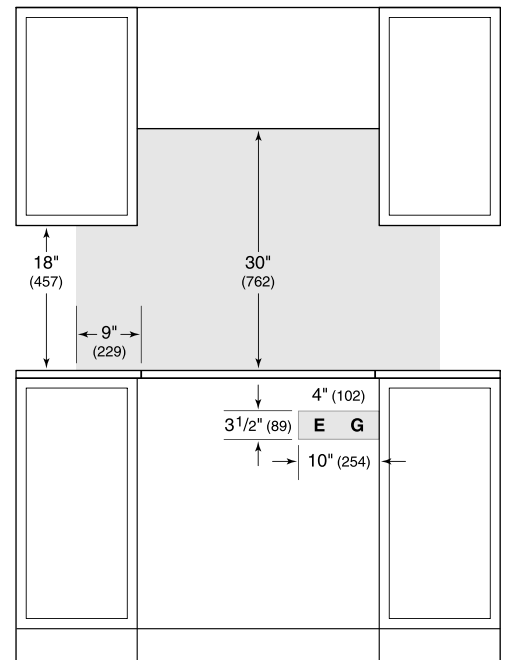
**STANDARD INSTALLATION**



COUNTERTOP CUT-OUT



SIDE VIEW



FRONT VIEW

**NOTE:** Shaded area above countertop indicates minimum clearance to combustible surfaces, combustible materials cannot be located within this area. Electrical and gas supply location only applies to installations with built-in oven.