

GR366



FEATURES

- _____ Rigorously tested for decades of use
- _____ Exceptional support from our Customer Care team in Madison
- _____ Dual-stacked, sealed burners for higher highs, lower lows
- _____ Heavy-gauge stainless steel
- _____ Signature red infinite control knobs
- _____ Continuous cast-iron grates for easy movement of pots and pans
- _____ Spark ignition system re-ignites if flame goes out
- _____ Adjustable legs for stability, plus rear casters
- _____ Convection oven for faster, more consistent cooking
- _____ Infrared broiler inside oven sears quickly and evenly
- _____ 6 dual-stacked, sealed burners

ACCESSORIES

- _____ 2-Burner Wok Grate
- _____ Bake Stone Kit
- _____ Filler Trim
- _____ Front Leg Covers
- _____ Full-Extension Ball Bearing Rack
- _____ S-Grates
- _____ Stainless steel, brass or chrome bezels
- _____ High altitude conversion kit
- _____ Signature red, black or stainless steel control knobs
- _____ 5" and 10" stainless steel risers, and 20" riser with shelf

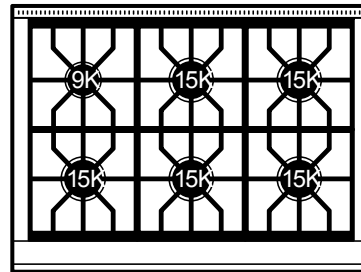
Accessories available through an authorized dealer.
For local dealer information, visit subzero-wolf.com/locator.



KNOB OPTIONS



TOP CONFIGURATION



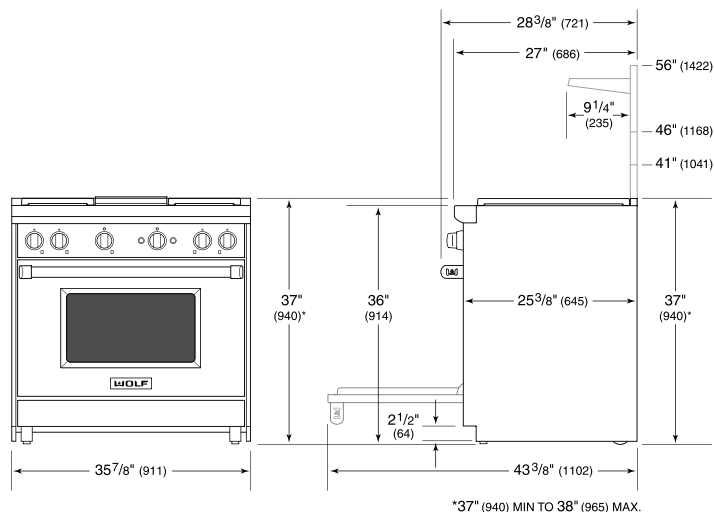
RANGETOP SPECIFICATIONS

- 1 - 9,200 Btu Burner
- 5 - 15,000 Btu Burners

PRODUCT SPECIFICATIONS

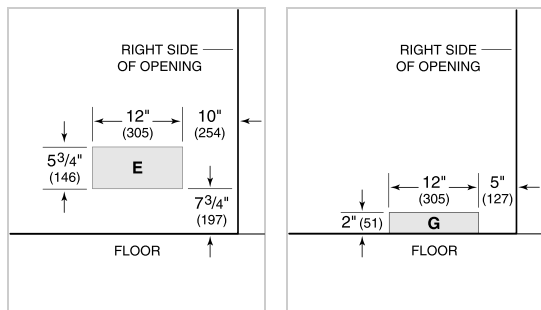
Model	GR366
Dimensions	35 7/8"W x 37"H x 28 3/8"D
Oven 1 Interior Dimensions	30"W x 18 5/8"H x 17"D
Oven 1 Usable Capacity	3.7 cu. ft.
Oven 1 Overall Capacity	5.5 cu. ft.
Door Clearance	19 1/2"
Weight	470 lbs
Electrical Supply	110/120 VAC, 50/60 Hz
Electrical Service	15 amp dedicated circuit
Gas Supply	3/4" ID line
Gas Inlet	1/2" NPT female
Receptacle	3-prong grounding-type

DIMENSIONS



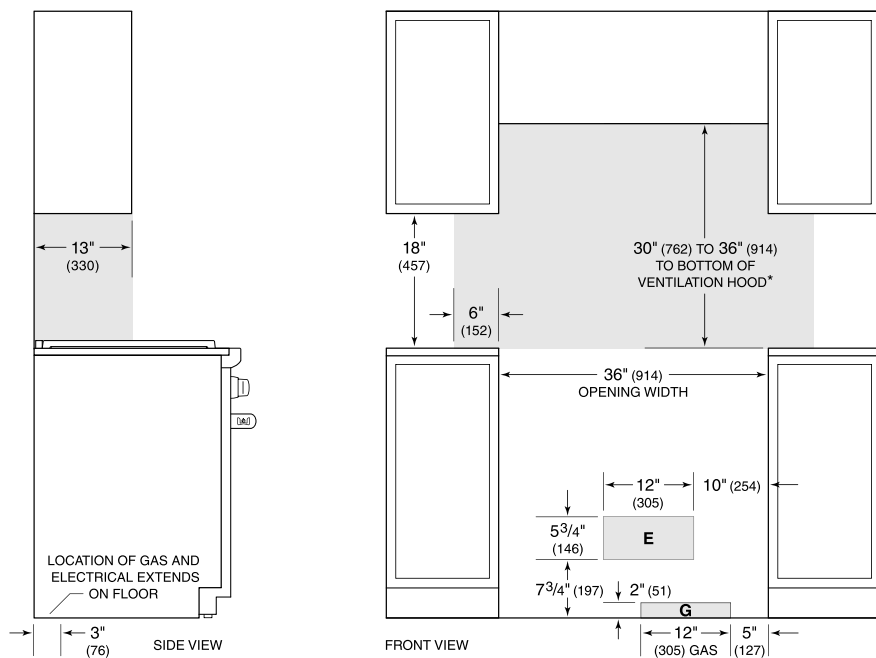
ELECTRICAL

GAS



NOTE: Dimensions in parenthesis are in millimeters unless otherwise specified

STANDARD INSTALLATION



**Without ventilation hood, 42" (1067) minimum clearance countertop to combustible materials, charbroiler and GR488 require non-combustible materials.*

NOTE: Shaded area above countertop indicates minimum clearance to combustible surfaces, combustible materials cannot be located within this area.

For island installation, 12" (305) minimum clearance back of range to combustible rear wall above countertop.