

C130460C/B

FEATURES

Rigorously tested for decades of use

Exceptional support from our Customer Care team in Madison

Wolf offers an industry-leading full two-year warranty on appliances, along with a limited five-year warranty.

Consistent, precise control and nearly instantaneous temperature response

More efficient heat transfer—energy is supplied directly to the cookware

Intuitive, full-color LCD touchscreen controls

17 power settings with half increment adjustments, plus a Boost Mode to produce rapid heat for 40% faster boil times

Bridging capabilities, independent cooking zone timers, and a pause feature for additional control and versatility

Cooktop controls lock automatically when not in use



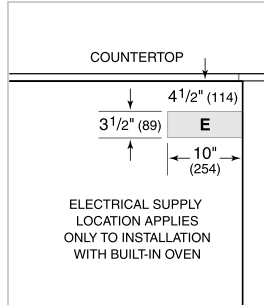
COOKTOP SPECIFICATIONS

- Unframed edge for flush installation
- Black ceramic glass surface
- Sensor based simmer, melt, and keep warm modes
- Boost Mode for rapid heat
- 1 - 6" 1,400 W zone with 2,200 W Boost
- 2 - 8" 2,100 W zone with 3,700 W Boost
- 1 - 11" 2,600 Watt element with 3,700 W boost

PRODUCT SPECIFICATIONS

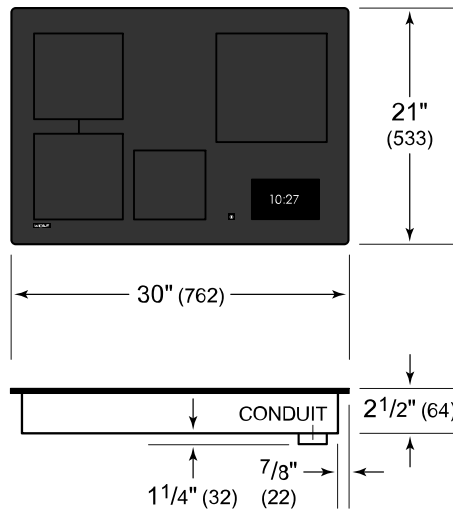
Model	CI30460C/B
Dimensions	30"W x 2 1/2"H x 21"D
Electrical Supply	3-wire, 240/208 VAC, 60 Hz
Electrical Service	40 amp dedicated circuit
Conduit Length	4 Feet

ELECTRICAL

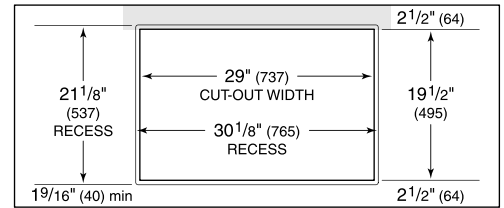
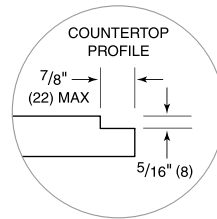


NOTE: Dimensions in parenthesis are in millimeters unless otherwise specified

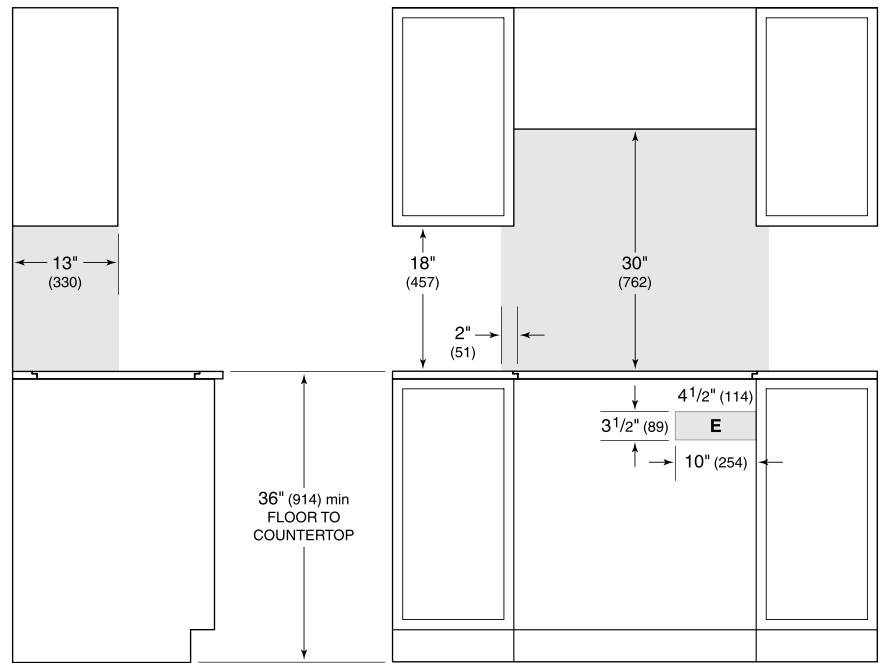
DIMENSIONS



FLUSH INSTALLATION



COUNTERTOP CUT-OUT



SIDE VIEW

FRONT VIEW

NOTE: Shaded area above countertop indicates minimum clearance to combustible surfaces, combustible materials cannot be located within this area.
 Electrical supply location only applies to installations with built-in oven.
 Outside corner radius 7/16" (11).