

CI152TF/S

FEATURES

- Integrated design, slim 15" width pairs well with other Wolf modules
- Magnetic induction technology provides fast and perfectly distributed heat
- 40% faster temperature response than gas or electric
- Incredible cooking control, with lightning fast high heat and very low lows
- Efficiently transfers heat, because energy is supplied directly to the cookware
- Cookware sensing guards against hot burners being left on
- Cooktop stays relatively cool for added safety and easy cleanup
- Easy to clean black ceramic glass surface
- Illuminated touch controls and convenient lock feature
- Rigorously tested in our U.S. manufacturing facilities for decades of use
- Exceptional 24/7 support from our Customer Care team in Madison



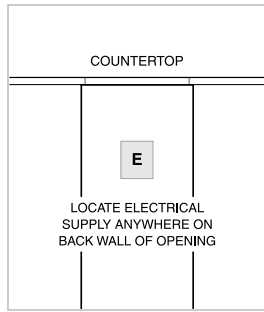
COOKTOP SPECIFICATIONS

- 1 - 1400 W Element
- 1 - 2300 W Element with 3150 W Boost

PRODUCT SPECIFICATIONS

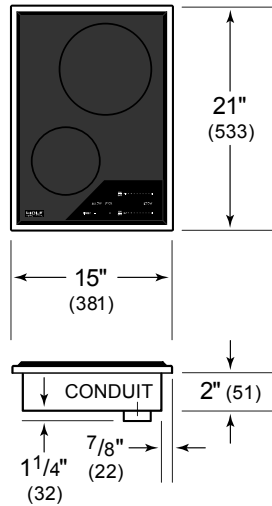
Model	C1152TF/S
Dimensions	15"W x 2"H x 21"D
Weight	30 lbs
Electrical Supply	3-wire, 240/208 VAC, 60 Hz
Electrical Service	20 amp dedicated circuit
Conduit Length	4 Feet

ELECTRICAL

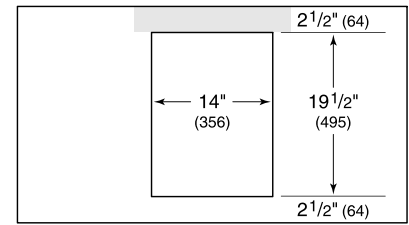


NOTE: Dimensions in parenthesis are in millimeters unless otherwise specified

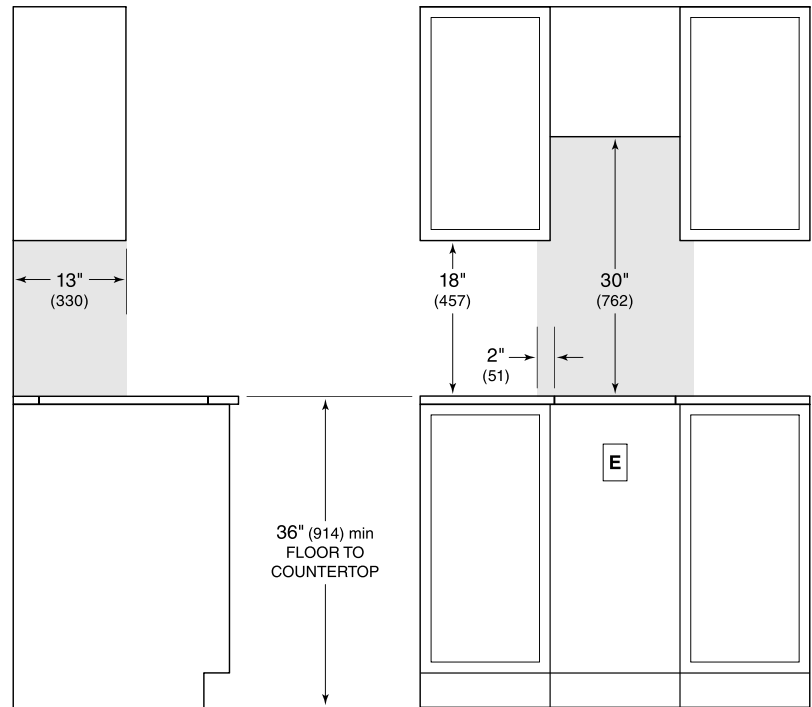
DIMENSIONS



STANDARD INSTALLATION



COUNTERTOP CUT-OUT



SIDE VIEW

FRONT VIEW

NOTE: Shaded area above countertop indicates minimum clearance to combustible surfaces, combustible materials cannot be located within this area.