

MM15TF/S

FEATURES

Rigorously tested for decades of use

Exceptional support from our Customer Care team in Madison

Integrated design, slim 15" width pairs well with other Wolf modules

High-output 22,000 Btu burner sculpts its flame for perfect stir frying

Automatic re-ignition system

Innovative "two in one" grate for standard or wok cooking

Seamless burner pan for easy clean-up

Illuminated control panel



PRODUCT SPECIFICATIONS

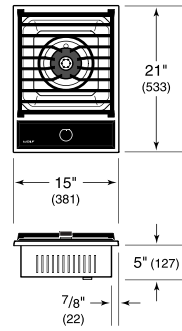
Model	MM15TF/S
Dimensions	15"W x 5"H x 21"D
Weight	30 lbs
Electrical Supply	120 VAC, 60 Hz
Electrical Service	15 amp dedicated circuit
Gas Supply	3/4" ID line
Gas Inlet	1/2" NPT male
Power Cord Length	6 Feet
Receptacle	3-prong grounding-type

ELECTRICAL PLUMBING GAS

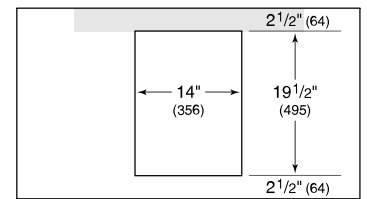
COUNTERTOP	COUNTERTOP	COUNTERTOP
LOCATE ELECTRICAL AND GAS SUPPLY ANYWHERE ON BACK WALL OF OPENING	LOCATE ELECTRICAL AND GAS SUPPLY ANYWHERE ON BACK WALL OF OPENING	LOCATE ELECTRICAL AND GAS SUPPLY ANYWHERE ON BACK WALL OF OPENING

NOTE: Dimensions in parenthesis are in millimeters unless otherwise specified

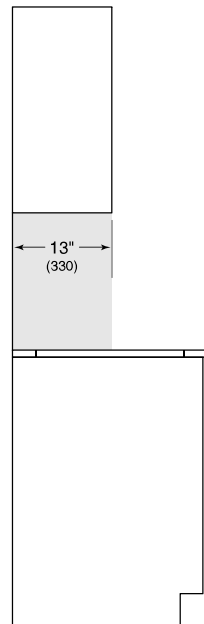
DIMENSIONS



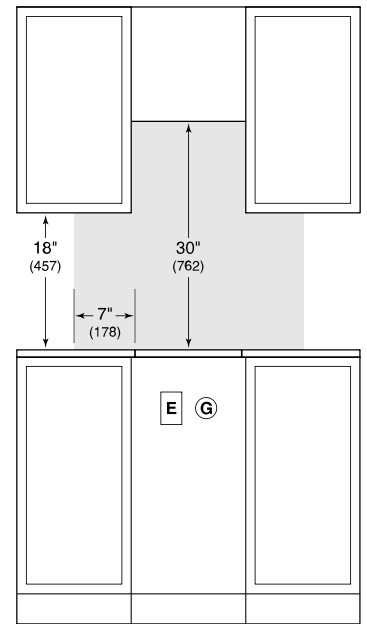
STANDARD INSTALLATION



COUNTERTOP CUT-OUT



SIDE VIEW



FRONT VIEW

NOTE: Shaded area above countertop indicates minimum clearance to combustibles, combustible materials cannot be located within this area.