

SM15TF/S



## FEATURES

Rigorously tested for decades of use

Exceptional support from our Customer Care team in Madison

Integrated design, slim 15" width pairs well with other Wolf modules

Powerful 2700-watt heating element quickly steams meats, grains and more

Functions as a slow cooker for 8-10 hours

Increased precision with 10 preset power levels and the ability to adjust in 1° increments

Does everything from proofing bread to melting fine chocolate

Holds 20 cups of liquid

Stackable stainless steel pans

Advanced lid seal holds in steam for consistent temperature

Electronic drain releases full capacity of water in just 2 minutes

## ACCESSORIES

Sous Vide Basket

Accessories available through an authorized dealer.

For local dealer information, visit [subzero-wolf.com/locator](https://www.subzero-wolf.com/locator).

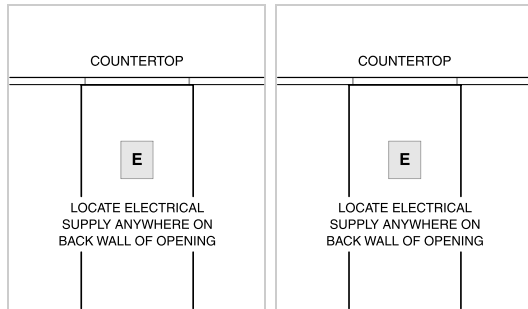


**PRODUCT SPECIFICATIONS**

Model	SM15TF/S
Dimensions	15"W x 13 1/2"H x 21"D
Weight	41 lbs
Electrical Supply	3-wire, 240/208 VAC, 50/60 Hz
Electrical Service	15 amp dedicated circuit
Conduit Length	4 Feet

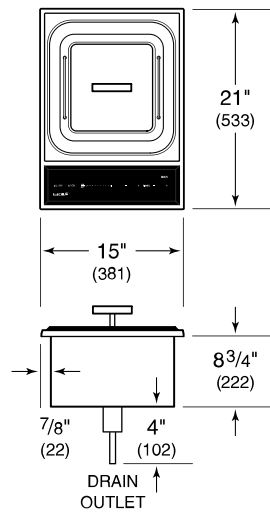
**ELECTRICAL**

**PLUMBING**

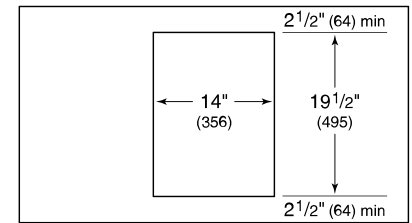


**NOTE:** Dimensions in parenthesis are in millimeters unless otherwise specified

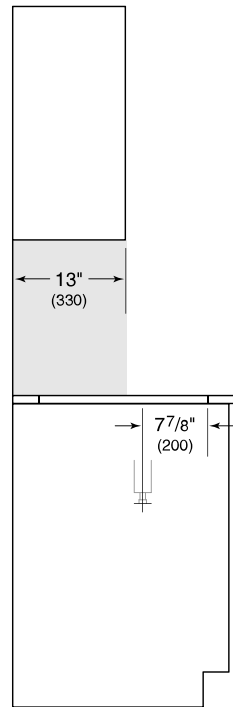
**DIMENSIONS**



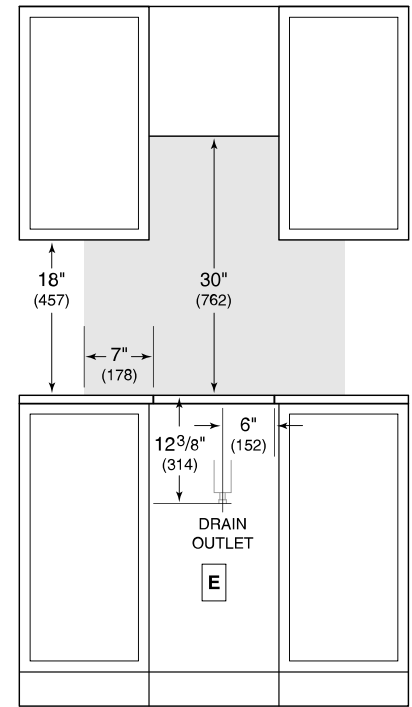
**STANDARD INSTALLATION**



COUNTERTOP CUT-OUT



SIDE VIEW



FRONT VIEW

**NOTE:** Shaded area above countertop indicates minimum clearance to combustible surfaces, combustible materials cannot be located within this area.