

TM15TF/S

FEATURES

Integrated design, slim 15" width pairs well with other Wolf modules

Fast preheat and temperature response


Flexible cooking surface – bridge between two zones

Easy to clean stainless steel surface

Illuminated touch controls and convenient lock feature

Rigorously tested in our U.S. manufacturing facilities for decades of use

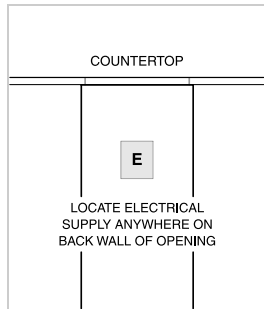
Exceptional 24/7 support from our Customer Care team in Madison



PRODUCT SPECIFICATIONS

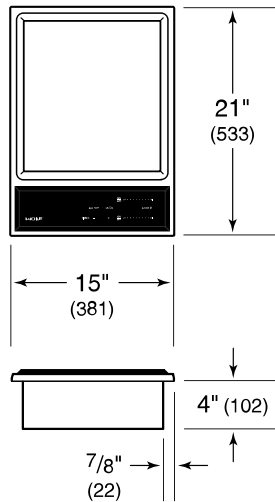
Model	TM15TF/S
Dimensions	15"W x 4"H x 21"D
Weight	41 lbs
Electrical Supply	3-wire, 240/208 VAC, 50/60 Hz
Electrical Service	15 amp dedicated circuit
Conduit Length	4.5 Feet

ELECTRICAL

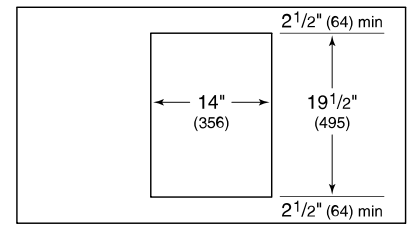


NOTE: Dimensions in parenthesis are in millimeters unless otherwise specified

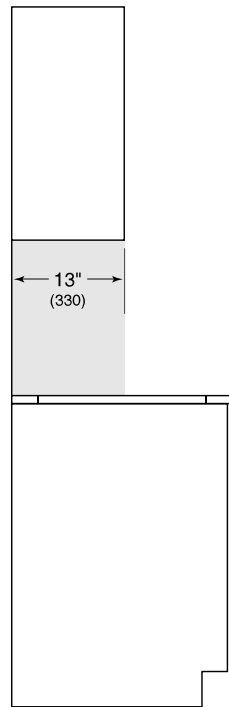
DIMENSIONS



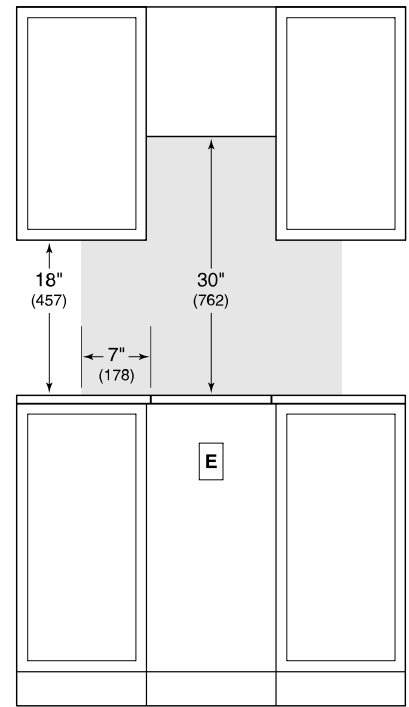
STANDARD INSTALLATION



COUNTERTOP CUT-OUT



SIDE VIEW



FRONT VIEW

NOTE: Shaded area above countertop indicates minimum clearance to combustible surfaces, combustible materials cannot be located within this area.