

**SPO30PM/S/PH**

**FEATURES**

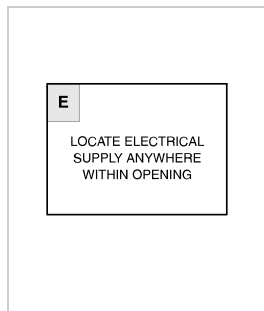
- Combines microwave, convection, and broil technologies to provide all-in-one oven versatility
- Provides more cooking power than a traditional microwave with the help of convection and broil
- Assures predictably delicious results with 10 microwave power levels, convenient quick-start modes, and an intuitive Gourmet mode
- Fits a 9-by-13 pan in the 1.6 cubic feet, stainless-steel interior
- Micro Bake and Micro Roast modes reduce or completely eliminate preheat times
- Frees up counter space with efficient drop-down door design
- Coordinates with other Wolf built-in ovens and appliances with various handle and trim options
- Master your technique with tips and recipes from the Mastering the Speed Oven guide



**PRODUCT SPECIFICATIONS**

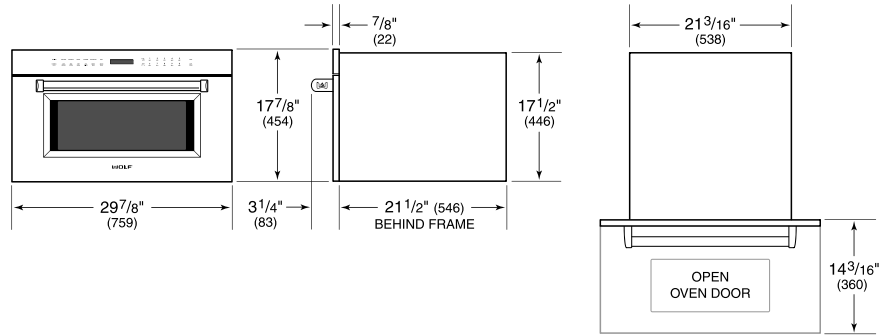
Model	SPO30PM/S/PH
Dimensions	29 7/8"W x 17 7/8"H x 21 1/2"D
Capacity	1.6 cu. ft.
Door Clearance	14 3/16"
Weight	82 lbs
Electrical Supply	grounded, 240/208 VAC, 60 Hz
Electrical Service	15 amp dedicated circuit
Power Cord Length	6 Feet
Receptacle	NEMA 6-20R grounding type

**ELECTRICAL**

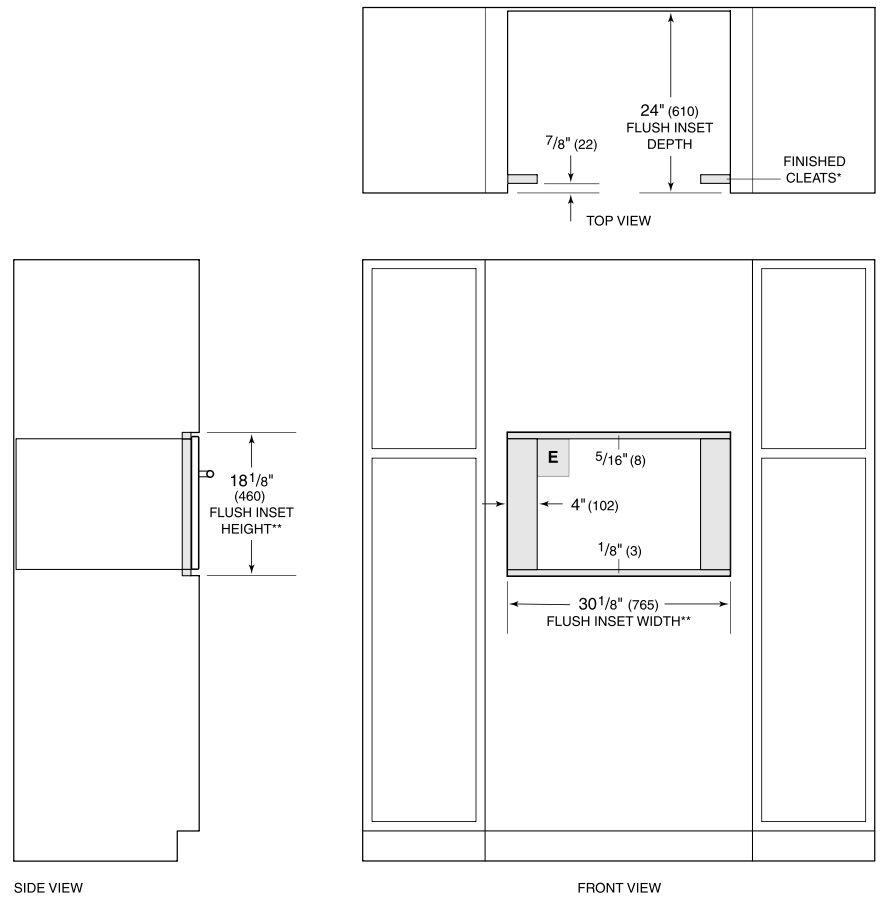


**NOTE:** Dimensions in parenthesis are in millimeters unless otherwise specified

**DIMENSIONS**



**FLUSH INSTALLATION**



\*Will be visible and should be finished to match cabinetry.  
\*\*Dimension provides minimum reveals.