

DEC3050R



CARACTÉRISTIQUES

Split Climate™ intelligent cooling system revolutionizes Sub-Zero's already-superior preservation capabilities, keeping food even fresher for longer

ClearSight™ LED lighting system fully illuminates the interior and reduces shadows

Sleek stainless accents trim the interior, matching the sophistication of the exterior

Easily customize settings—from lighting to humidity—with the tap of a finger via the conveniently accessible touch control panel

Night Mode optimizes the interior lighting based on the detected ambient light, reducing the brightness by 90% in dim environments

Lift the base of the flip-up dairy compartments to store taller items on the shelf below

Position adjustable door shelves at various heights to accommodate assorted items

Nano coating lines the perimeter of each glass shelf to create a hydrophobic barrier that helps contain spills

The easily accessible NASA-inspired air purification system scrubs the air of ethylene and odor every 20 minutes

Wi-Fi enabled features provide remote access from your mobile device

Sub-Zero offers an industry-leading full two-year warranty on appliances, along with a full five-year sealed system warranty and a limited twelve-year sealed system warranty

Accepts custom panels for an integrated look within cabinetry or stainless-steel accessory panels and handles to match other Sub-Zero, Wolf, and Cove products

ACCESSORIES

Egg Container

Reduced Toekick Divider

Stainless Steel Door Panel with Pro Handle and 4" Toe Kick - LH

Stainless Steel Door Panel with Pro Handle and 4" Toe Kick - RH

Stainless Steel Door Panel with Tubular Handle and 4" Toe Kick - RH

Stainless Steel Door Panel with Tubular Handle, Lock and 4" Toe Kick - LH

Stainless Steel Side Panel

Dual Installation Kits

Stainless Steel Dual Installation Kickplates

Stainless Steel Pro and Tubular Handles

Des accessoires sont offerts par les dépositaires autorisés. Pour obtenir des renseignements sur votre dépositaire local, visitez subzero-wolf.com/locator.



HANDLE ACCESSORIES

PRO



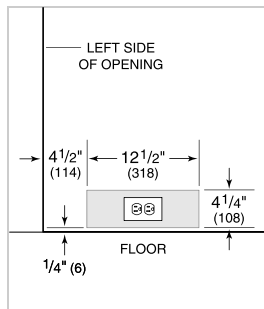
TUBULAR



SPÉCIFICATIONS DU PRODUIT

Modèle	DEC3050R
Dimensions	30"W x 84"H x 24"D
Dégagement de la porte	28 1/2"
Capacité du réfrigérateur	17.3 cu. ft.
Alimentation électrique	115 volts CA, 60 Hz
Service électrique	Circuit dédié de 15 ampères
Prise	3-prong grounding-type

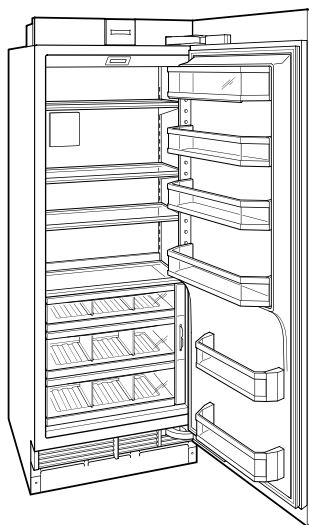
ÉLECTRIQUE



PANEL SPECIFICATIONS Pour toutes les spécifications des panneaux, y compris la largeur/hauteur, les exigences de poids et les exigences d'épaisseur, visitez subzero-wolf.com/integratedconfigurator.

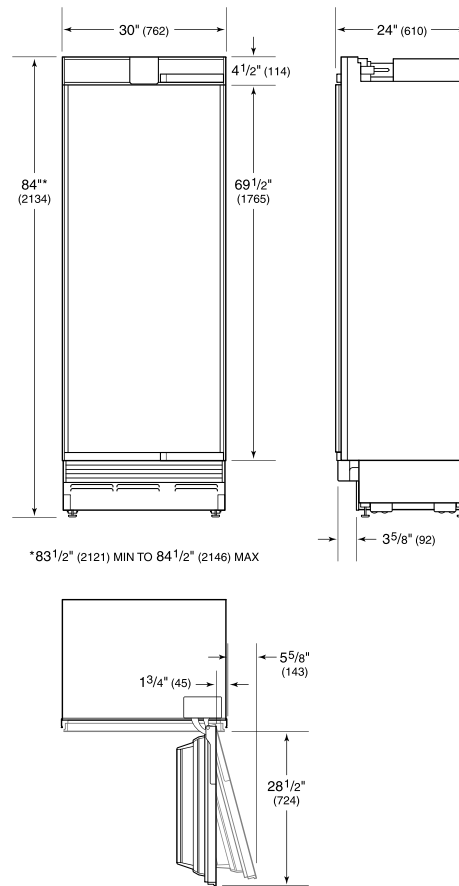
NOTE: Dimensions in parenthesis are in millimeters unless otherwise specified

VUE DE L'INTÉRIEUR

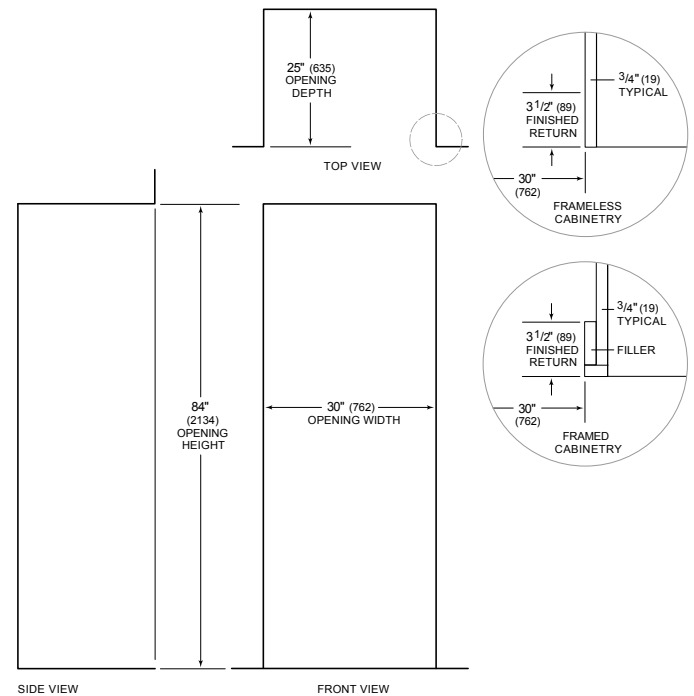


Glissez la souris sur l'image pour agrandir. Cliquez sur l'image pour une vue élargie. Les images intérieures ne sont offertes qu'à titre de référence.

DIMENSIONS



STANDARD INSTALLATION



NOTE: 3 1/2" (89) finished returns will be visible and should be finished to match cabinetry