

DEC1850W



CARACTÉRISTIQUES

Offers any-occasion-59-bottle capacity

Easily customize settings with the tap of a finger via the conveniently accessible touch control panel

Store reds and whites in separate temperature zones that keep wines at proper serving temperatures, within one degree of setpoint

Full-extension wine racks provide easy access to standard-size bottles, half bottles, and magnums without agitating others

UV-resistant glass door shields wine from harmful light

Inventory tile system aids collection organization

Wi-Fi enabled features enable remote control of independent temperatures zones, provide important door-ajar notifications, and assist with remote service diagnostics—all from your mobile device

Sub-Zero offers an industry-leading full two-year warranty on appliances, along with a full five-year sealed system warranty and a limited twelve-year sealed system warranty

Accepts custom panels for an integrated look within cabinetry or stainless-steel accessory panels and handles to match other Sub-Zero, Wolf, and Cove products

ACCESSORIES

18" Bulk Storage Drawer

Dessert Wine Rack

Door Lock Kit

Integrated Solid Panel Ready Wine Storage Door - Left Hinge

Integrated Solid Panel Ready Wine Storage Door - Right Hinge

Reduced Toekick Divider

Stainless Steel Side Panel

Wine Inventory Tiles

Wine Inventory Tiles-Writable

Dual Installation Kits

Stainless Steel Dual Installation Kickplates

Stainless Steel Door and Drawer Panels with Pro Handle

Stainless Steel Door and Drawer Panels with Tubular Handle

Stainless Steel Pro and Tubular Handles

Des accessoires sont offerts par les dépositaires autorisés. Pour obtenir des renseignements sur votre dépositaire local, visitez subzero-wolf.com/locator.



HANDLE ACCESSORIES

PRO



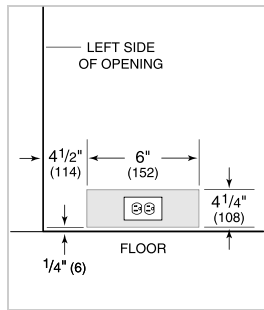
TUBULAR



SPÉCIFICATIONS DU PRODUIT

Modèle	DEC1850W
Dimensions	18"W x 84"H x 24"D
Dégagement de la porte	16 1/2"
Poids	350 lbs
Alimentation électrique	115 volts CA, 60 Hz
Service électrique	Circuit dédié de 15 ampères
Wine Storage Capacity	59 Bottles
Prise	3-prong grounding-type

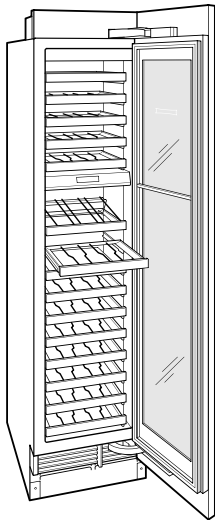
ÉLECTRIQUE



PANEL SPECIFICATIONS Pour toutes les spécifications des panneaux, y compris la largeur/hauteur, les exigences de poids et les exigences d'épaisseur, visitez subzero-wolf.com/integratedconfigurator.

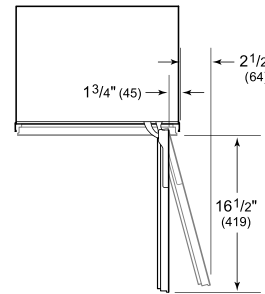
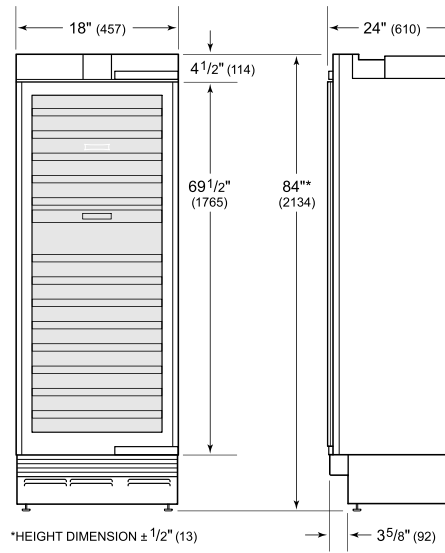
NOTE: Dimensions in parenthesis are in millimeters unless otherwise specified

VUE DE L'INTÉRIEUR

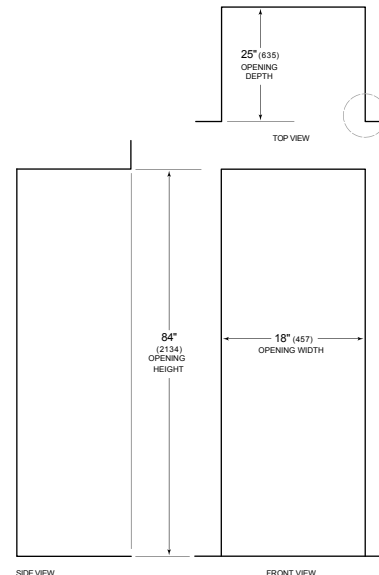


Glissez la souris sur l'image pour agrandir. Cliquez sur l'image pour une vue élargie. Les images intérieures ne sont offertes qu'à titre de référence.

DIMENSIONS



STANDARD INSTALLATION



NOTE: 3 1/2" (89) finished returns will be visible and should be finished to match cabinetry.

