

IG15/S

CARACTÉRISTIQUES

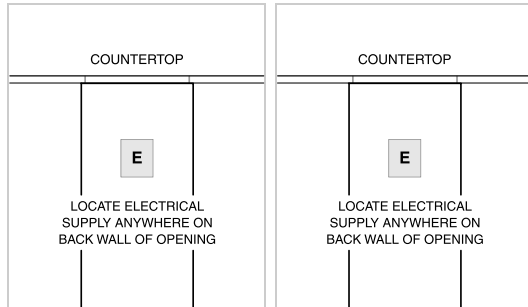


SPÉCIFICATIONS DU PRODUIT

Modèle	IG15/S
Dimensions	15"W x 6 1/4"H x 21"D
Poids	50 lbs
Alimentation électrique	3-wire, 240/208 VAC, 60 Hz
Service électrique	Circuit dédié 20 A
Longueur de la conduite	4 Feet
Prise	3-prong grounding-type

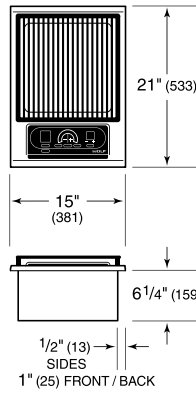
ÉLECTRIQUE

PLOMBERIE

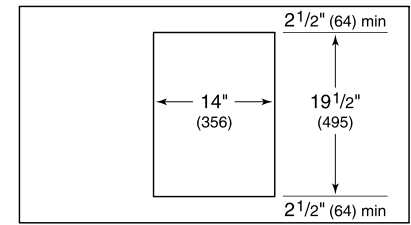


NOTE: Dimensions in parenthesis are in millimeters unless otherwise specified

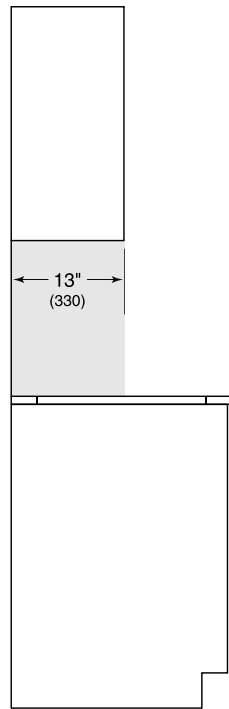
DIMENSIONS



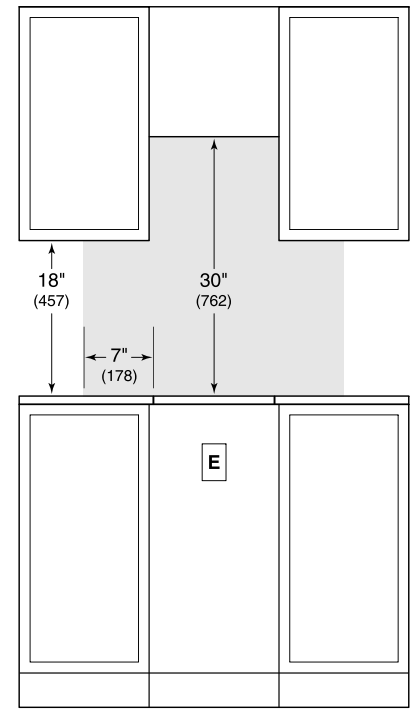
STANDARD INSTALLATION



COUNTERTOP CUT-OUT



SIDE VIEW



FRONT VIEW

NOTE: Shaded area above countertop indicates minimum clearance to combustible surfaces, combustible materials cannot be located within this area.